

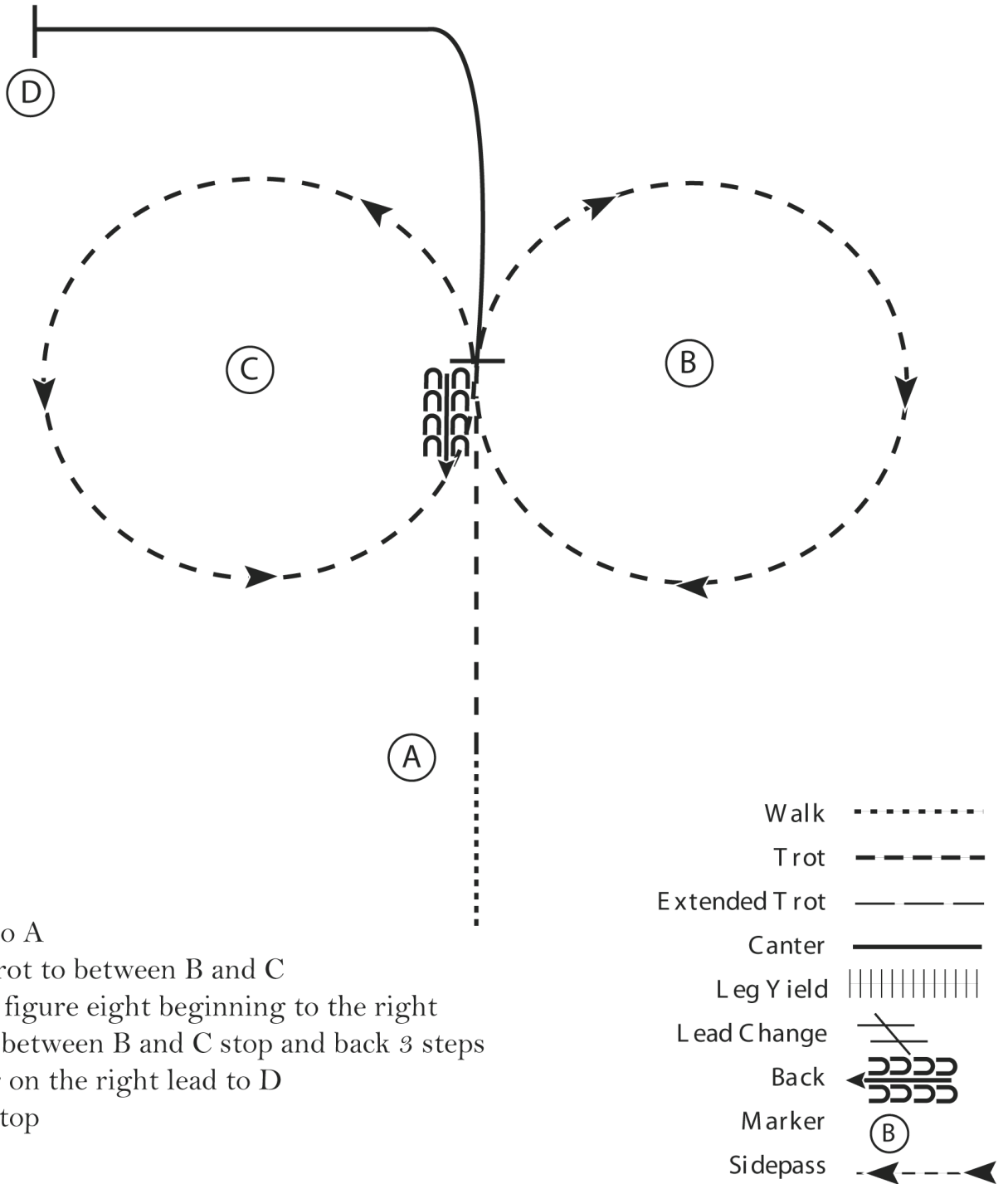
European Experience

Hunt Seat Equitation (Novice Youth)

Show Date: 11.-14. Juni 2009

w w w . H o r s e S h o w P a t t e r n s . c o m

w w w . H o r s e S h o w P a t t e r n s . c o m



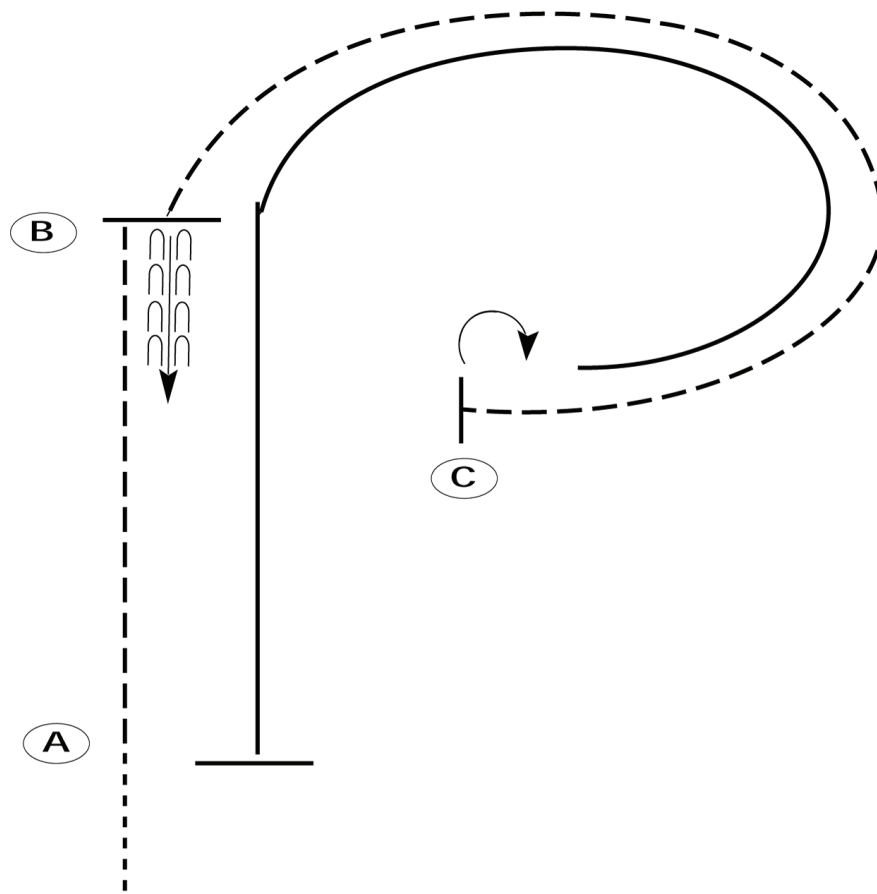
[HSE/1-4]

Pattern Provided by:
Michaela Kayser

European Experience

Western Horsemanship (Novice Amateur)

Show Date: 11.-14. Juni 2009



Be ready before A.

1. Walk to A.
2. Jog to B.
3. Stop at B and back approximately one horse length.
4. Jog to C.
5. Stop at C and turn 180 degrees to the right.
6. Lope on the left lead past B and to A.
7. Stop at A.

Follow the instructions of your ring steward.

Walk	-----
Jog	- - - - -
Extended Jog	- - - - -
Lope	—————
Leg Yield	
Lead Change	— / —
Back	← — — — — — — — — —
Marker	(B)
Sidepass	← — — — — →

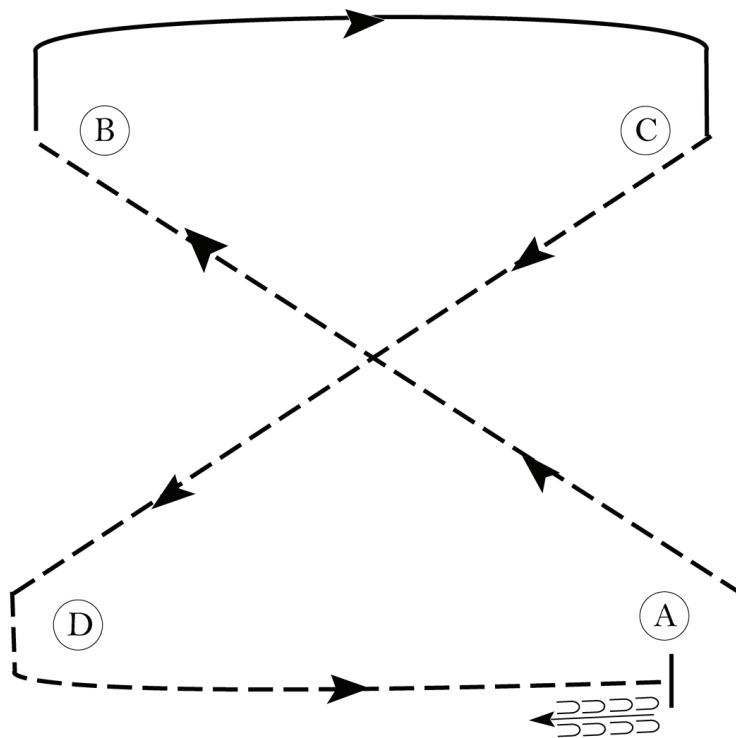
[WH/1-49]

Pattern Provided by:
Michaela Kayser

European Experience

Hunt Seat Equitation (Youth)

Show Date: 11.-14. Juni 2009



Be ready at A.

1. Posting trot on the left diagonal to B.
2. Canter on the right lead to and around C.
3. Posting trot on the right diagonal to D.
4. Sitting trot to A.
5. Halt at A and back approximately one horse length.

Exit at a sitting trot.

Walk	-----
Trot	- - - - -
Extended Trot	— — — — —
Canter	—————
Leg Yield	
Lead Change	— / —
Back	← ← ← ← ←
Marker	Ⓚ
Sidepass	← — — — — ←
Hand Gallop	— — — — —

[HSE/1-24]

Pattern Provided by:
Michaela Kayser

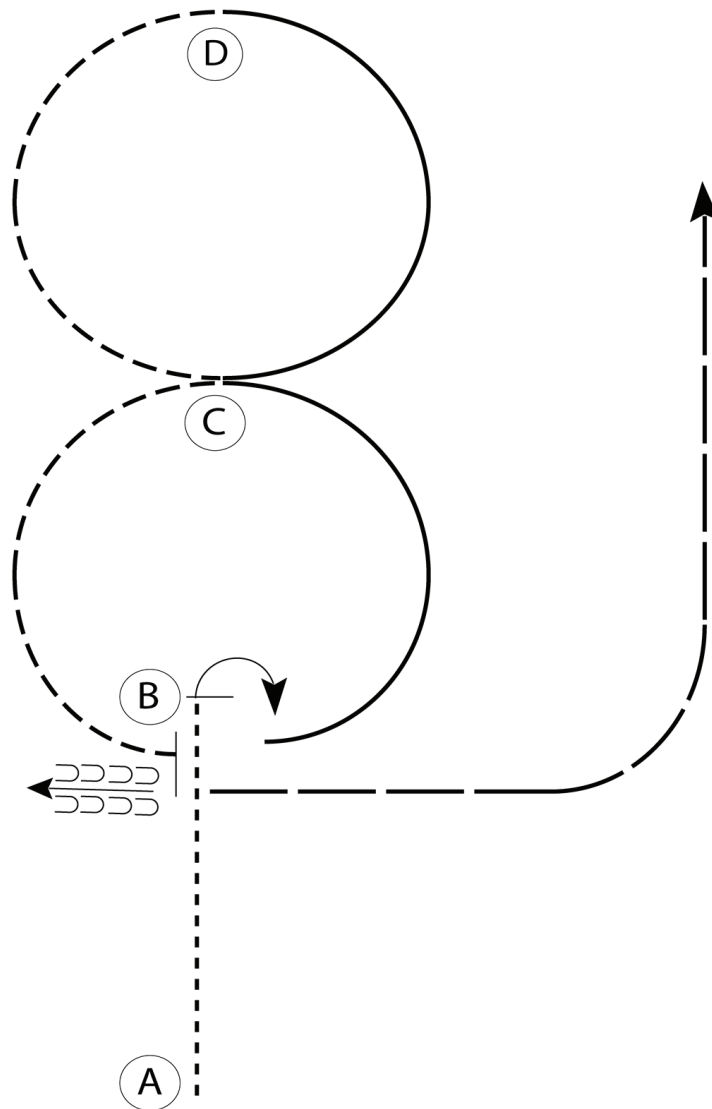
European Experience

Hunt Seat Equitation (Novice Amateur)

Show Date: 11.-14. Juni 2009

w w w . H o r s e S h o w P a t t e r n s . c o m

w w w . H o r s e S h o w P a t t e r n s . c o m



1. Walk from A to B
2. At B stop and perform a 90 turn on the forehand to the right
3. Canter on the left lead to C
4. Posting trot from C to D
5. At D canter on the right lead to C
6. Posting trot from C to B
7. At B stop and back one horse length
8. Hand gallop to the exit

Walk	-----
Trot	- - - - -
Extended Trot	—————
Canter	—————
Leg Yield	
Lead Change	— / —
Back	←←←←←
Marker	(B)
Sidepass	←-----→
Hand Gallop	—————

[HSE/1-26]

Pattern Provided by:
Michaela Kayser

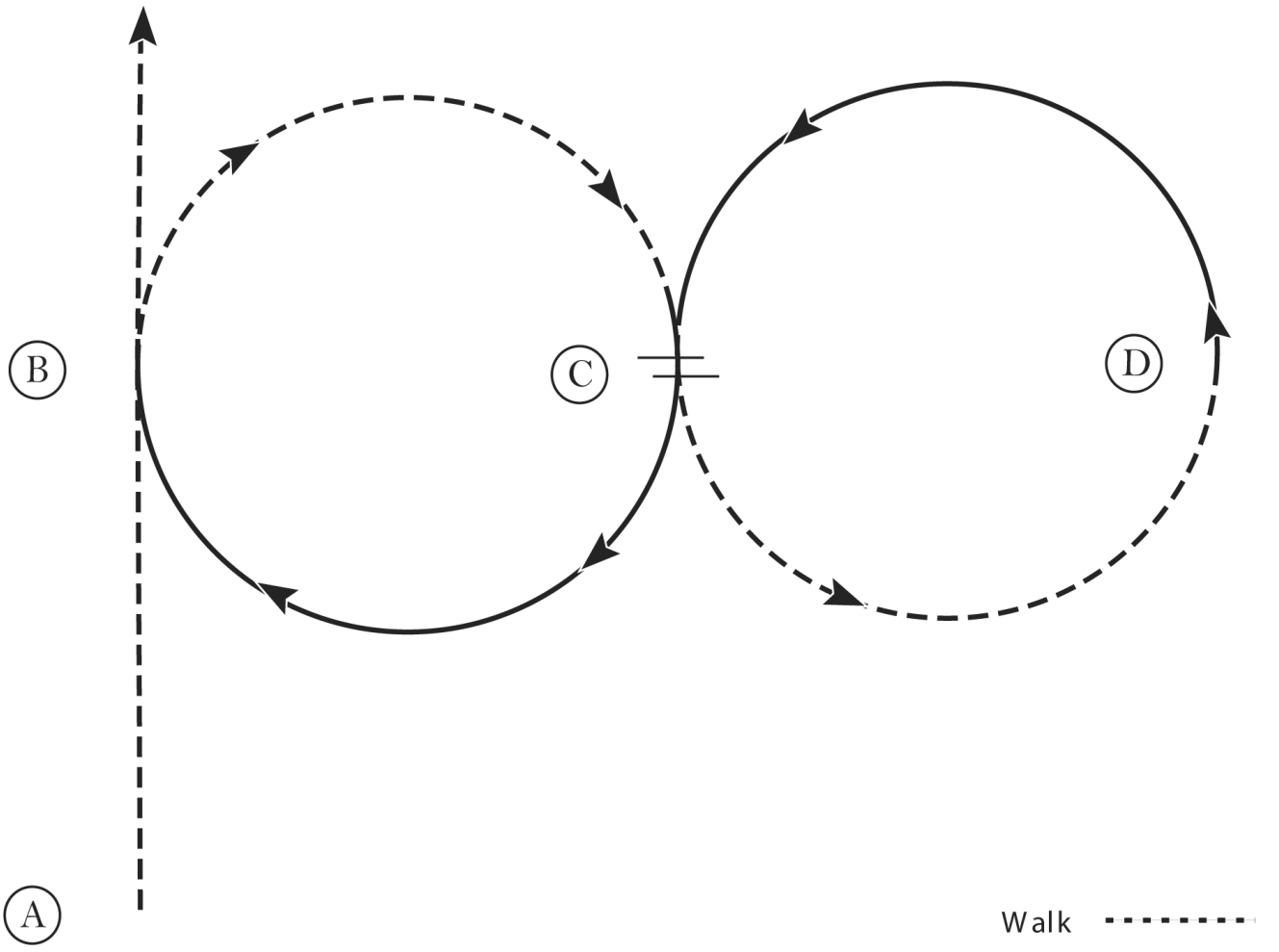
European Experience

Hunt Seat Equitation (Amateur)

Show Date: 11.-14. Juni 2009

w w w . H o r s e S h o w P a t t e r n s . c o m

w w w . H o r s e S h o w P a t t e r n s . c o m



1. Sitting trot A to B
2. At B posting trot a half circle to C on the left diagonal
3. At C change diagonals and posting trot a half circle to D
4. At D canter a half circle to C on the left lead
5. At C perform a lead change and canter a half circle to B on the right lead
6. Sitting trot to exit at B

Walk
Trot	-----
Extended Trot	-----
Canter	—————
Leg Yield	
Lead Change	↘ ↙
Back	←←← ←←←
Marker	(B)
Sidepass	←-----→

[HSE/2-34]

Pattern Provided by:
Michaela Kayser

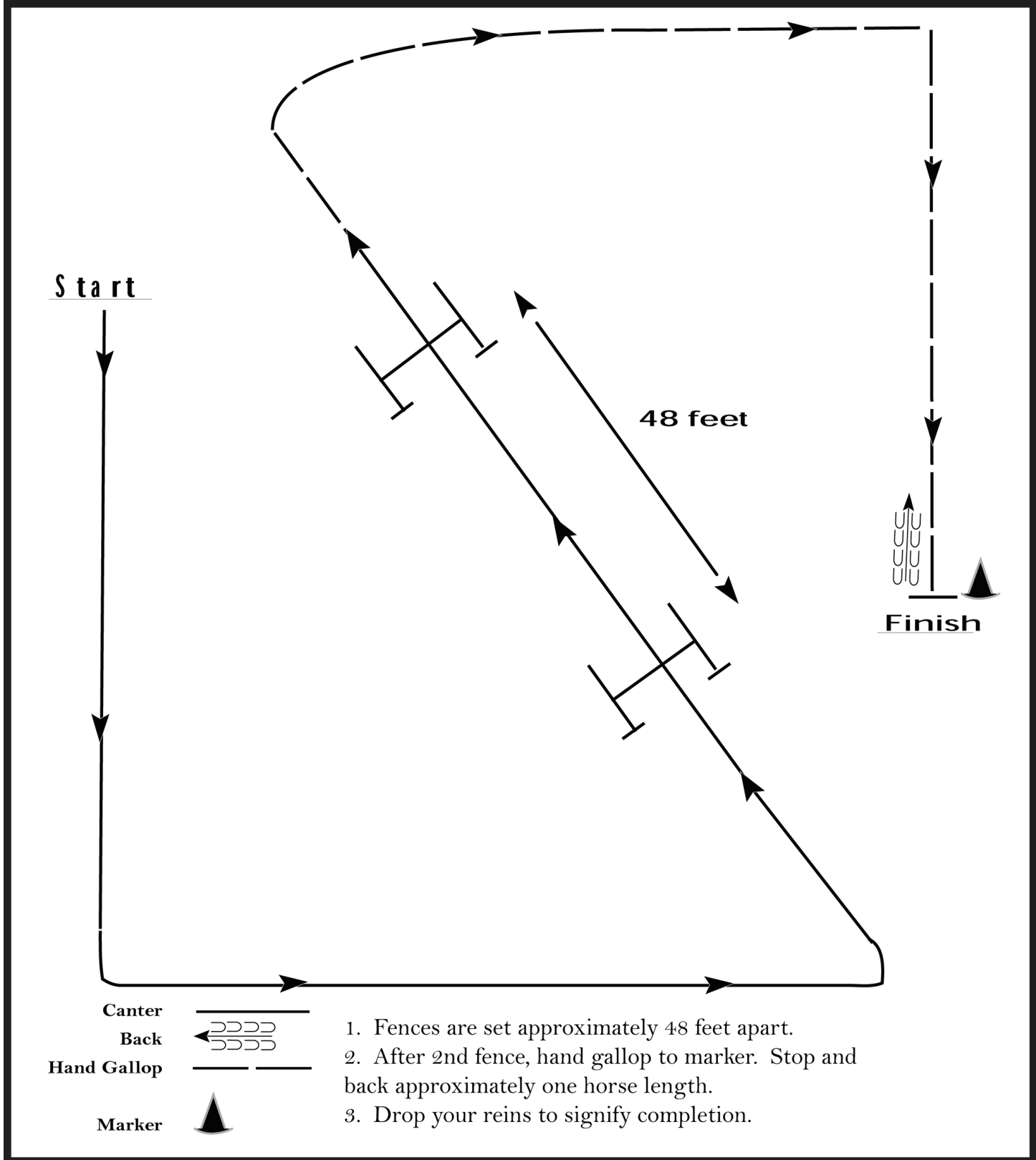
European Experience

Hunter Hack (Open / Amateur / Youth)

Show Date: 11.-14. Juni 2009

www.HorseShowPatterns.com

www.HorseShowPatterns.com



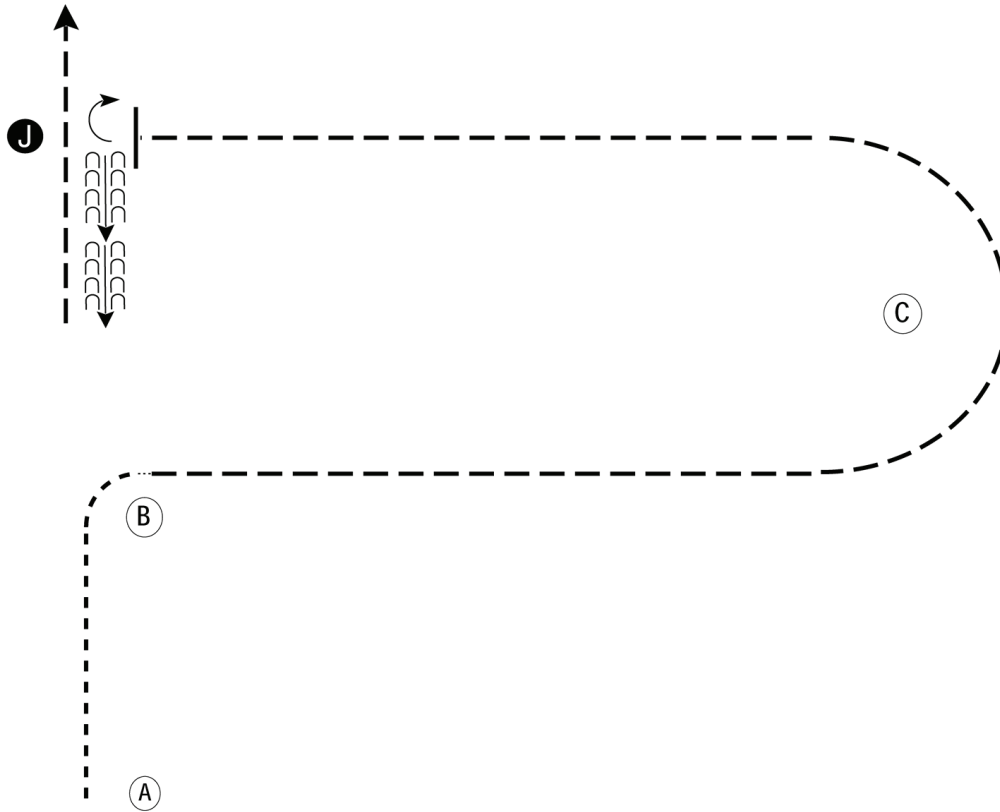
[HH/48-12]

Pattern Provided by:
Michaela Kayser

European Experience

Showmanship (Novice Amateur)

Show Date: 11.-14. Juni 2009



Be ready at A.

1. Walk to and around B.
2. Trot from B around C to the Judge.
3. Stop and set up for inspection.
4. When dismissed perform a 90 degree turn and back until even with C.
5. Trot to the line-up.

Follow the instructions of your ring steward.

Walk	-----
Trot	- - - - -
Back	← ↔ ↔
Marker	ⓑ
Judge	ⓐ

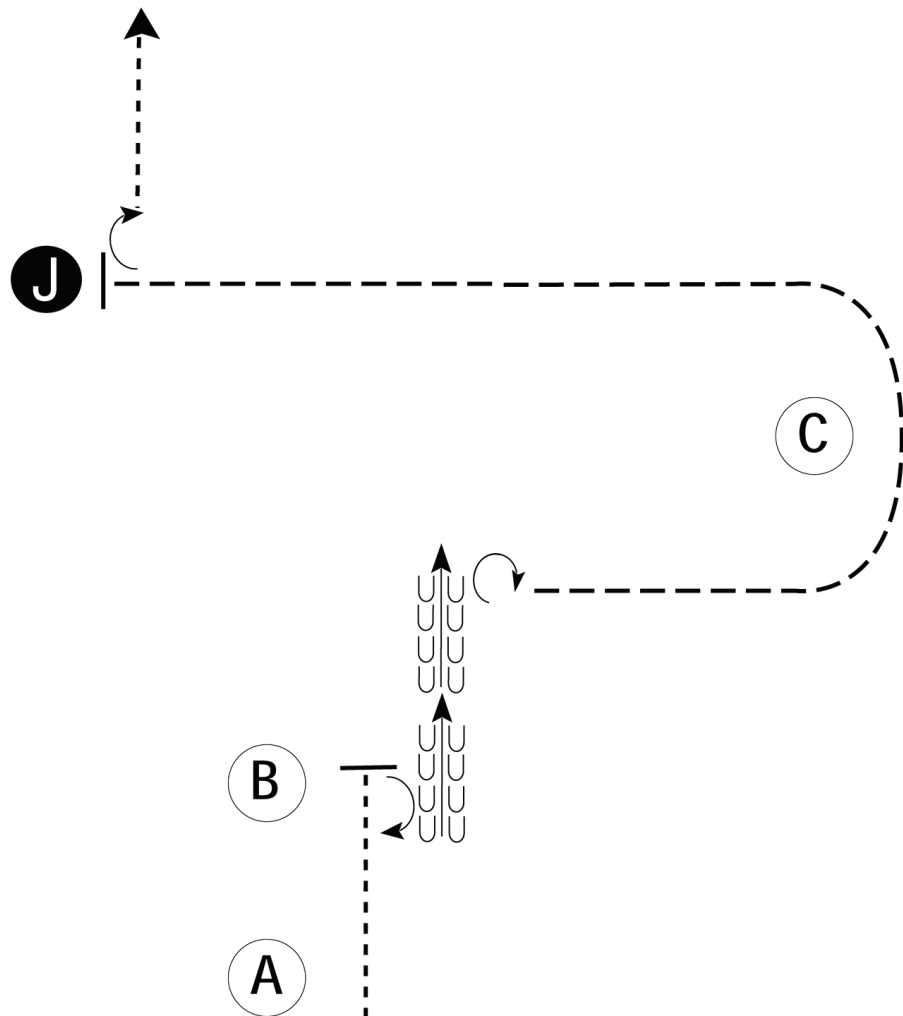
[S/1-28]

Pattern Provided by:
Michaela Kayser

European Experience

Showmanship (Amateur)

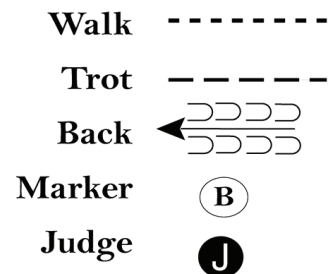
Show Date: 11.-14. Juni 2009



Be ready at A.

1. Walk to B.
2. Perform a 180 degree turn.
3. Back approximately one horse length.
4. Perform a 270 degree turn.
5. Trot around C and to judge.
6. Stop and set up for inspection.
7. When dismissed, perform a 90 degree turn.
8. Walk straight away from judge.

Follow the instructions of your ring steward.



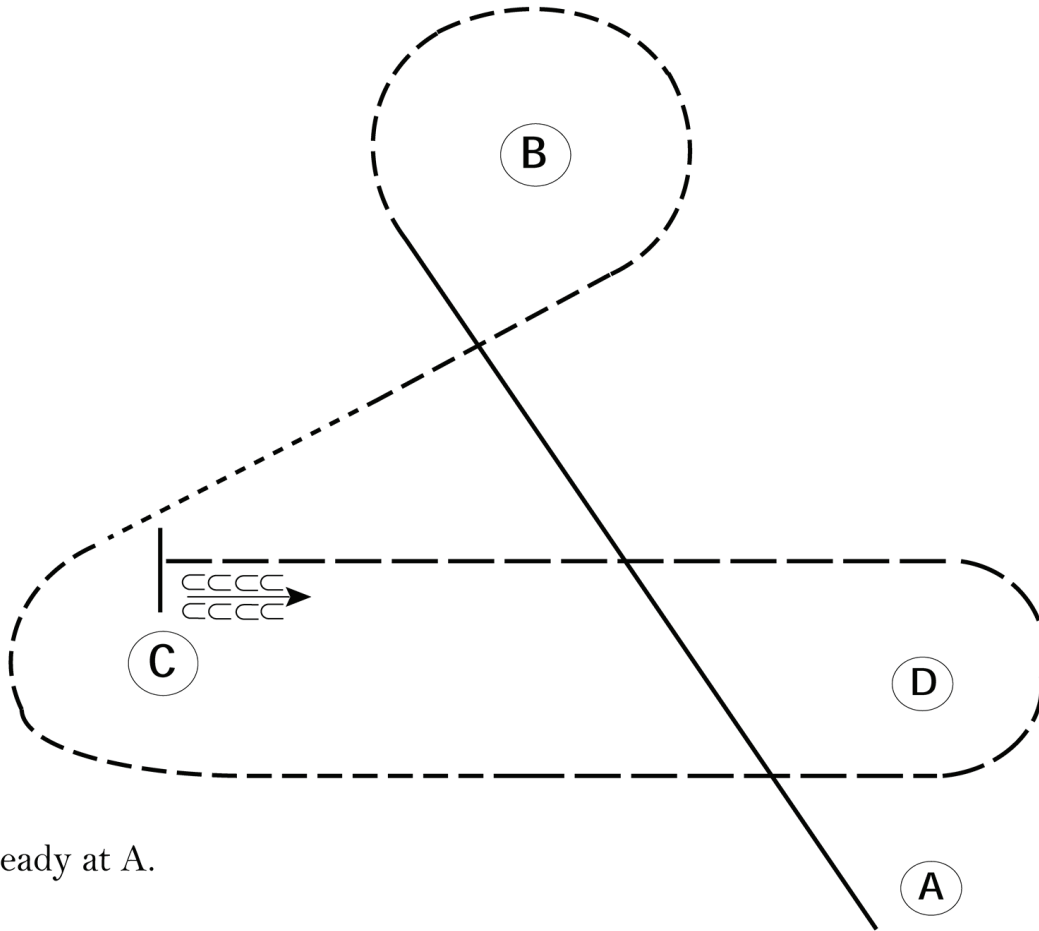
[S/2-48]

Pattern Provided by:
Michaela Kayser

European Experience

Western Horsemanship (Youth)

Show Date: 11.-14. Juni 2009



Be ready at A.

1. Lope on the left lead to B.
2. At B, jog around B and halfway to C.
3. Halfway to C, walk and walk to C.
4. At C, jog around C and halfway to D.
5. Halfway to D, extend the jog to and around D and to C.
6. Stop at C and back approximately one horse length.

Follow the instructions of your ring steward.

Walk	-----
Jog	- - - - -
Extended Jog	- - - - -
Lope	—————
Leg Yield	
Lead Change	— / —
Back	← ← ← ← ←
Marker	⊙ B
Sidepass	← — — — — →

[WH/1-54]

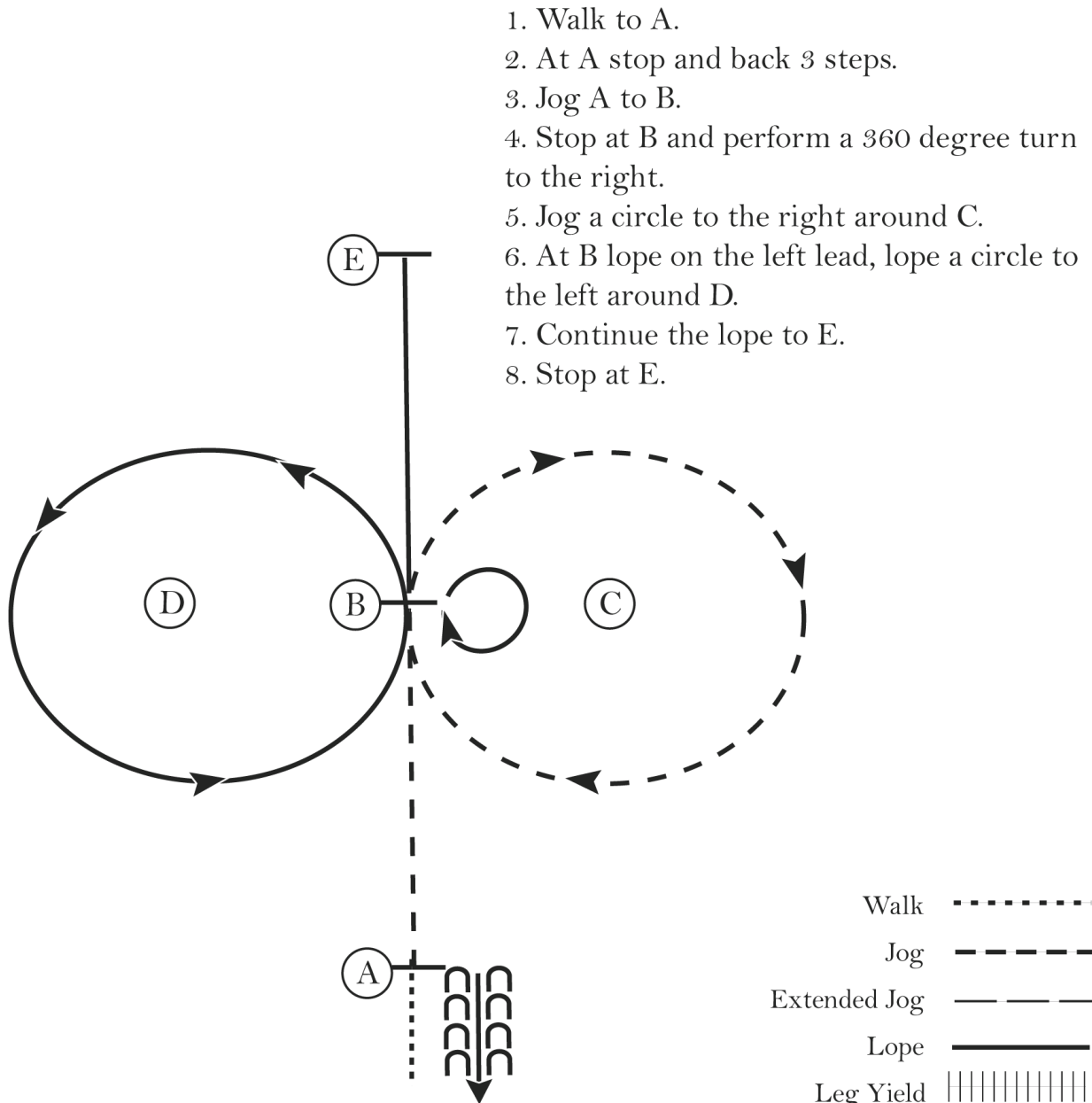
Pattern Provided by:

Michaela Kayser

European Experience

Western Horsemanship (Novice Youth)

Show Date: 11.-14. Juni 2009



Walk
Jog	-----
Extended Jog	-----
Lope	—————
Leg Yield	
Lead Change	↘
Back	←←←←← →→→→→
Marker	(B)
Sidepass	←-----→

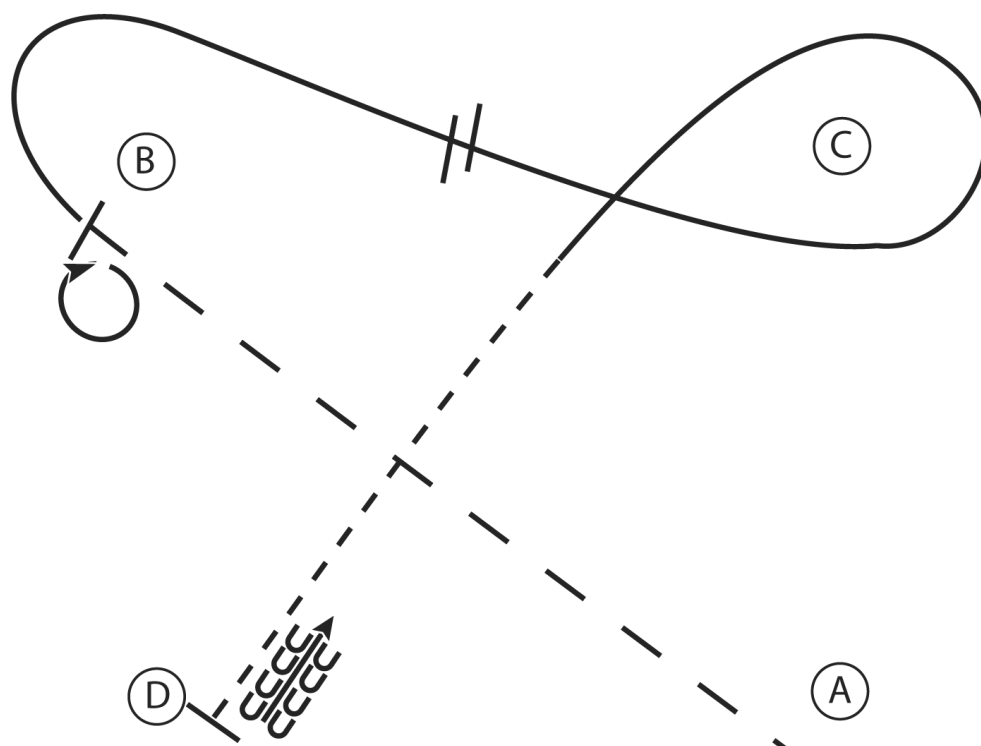
[WH/1-16]

Pattern Provided by:
Michaela Kayser

European Experience

Western Horsemanship (Amateur)

Show Date: 11.-14. Juni 2009



1. Extend the jog A to B
2. Stop at B and perform a 360 degree turn to the right
3. Lope on the right lead around B
4. Half way between B and C change leads and continue to and around C
5. Jog halfway between C and D
6. At D stop and back

Walk
Jog	-----
Extended Jog	-----
Lope	————
Leg Yield	
Lead Change	↘
Back	←←←←
Marker	⊙
Sidepass	←-----→

[WH/2-27]

Pattern Provided by:
Michaela Kayser

w w w . H o r s e S h o w P a t t e r n s . c o m

w w w . H o r s e S h o w P a t t e r n s . c o m