

Patternübersicht



Jungpferde

Basis 4	Pattern 3
Basis 5	Pattern 4
Trail 4	Pattern 4
Trail 5	Pattern 5
Reining 4	Pattern 1
Reining 5	Pattern 1

Youngstars

Challenge	Pattern 1
-----------	-----------

Western Riding

LK 1/2	Pattern 6
LK 3	Pattern 8
LK 1/2 Q	Pattern 8

Senior Superhorse (2018)

LK 1/2	Pattern 3
LK 1-2 A-Q	Pattern 1
LK 1-2 B-Q	Pattern 1

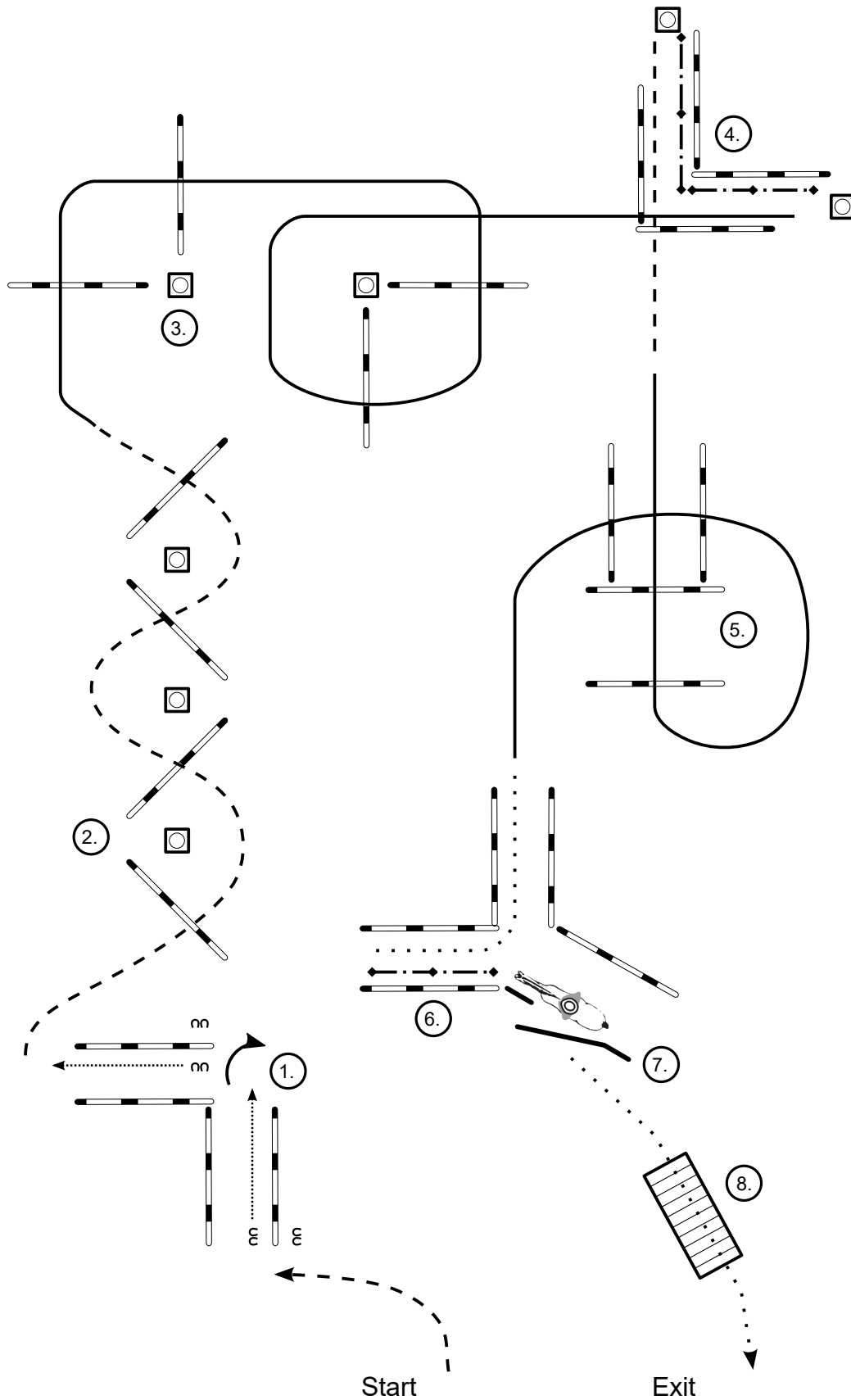
Reining

LK 1-2 Junior	Pattern 11
LK 1	Pattern 4
LK 2	Pattern 11
LK 3	Pattern 5
LK 4	Pattern 14
LK 1-2 Q Junior	Pattern 6
LK 1-2 A-Q Senior	Pattern 8
LK 1-2 B-Q	Pattern 8

Ranch Riding (2017)

LK 1-2 Junior	Pattern 1
LK 1 A Senior	Pattern 6
LK 2 A Senior	Pattern 6
LK 1-2 B	Pattern 1
LK 3 A	Pattern 2
LK 3 B	Pattern 2
LK 4/5	Pattern 3
LK 1-2 Q Junior	Pattern 2
LK 1-2 A-Q Senior	Pattern 2
LK 1-2 B-Q	Pattern 2

Trail Horse LK 1-2 Junior

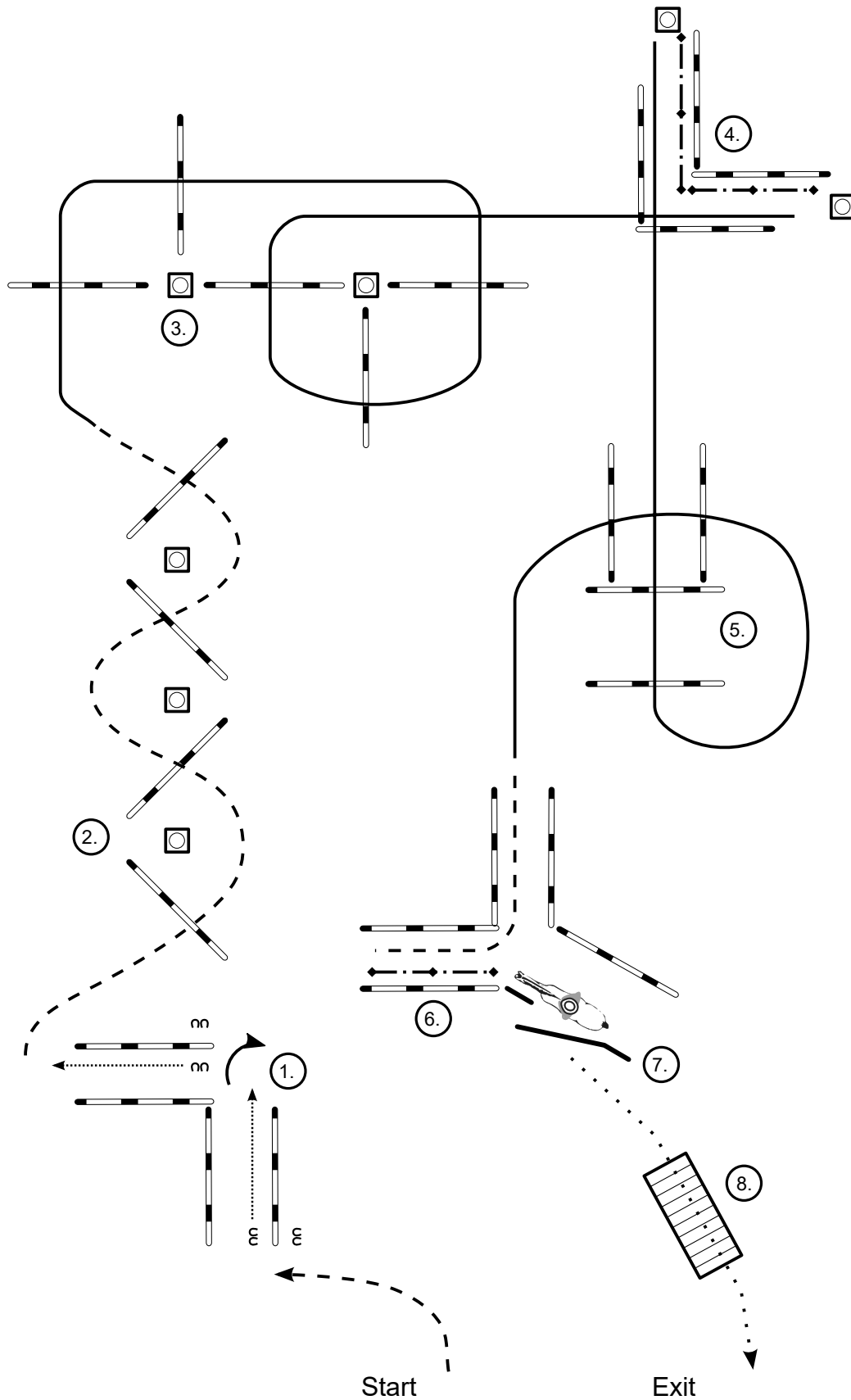


1. Sidepass (R) - 90° Turn (R)
Sidepass (L)
2. Jog Overs Slalom
3. Lope (RL) Overs
Lope into Chute - Stop
4. Back Up
Jog out Chute
5. Lope (LL) Overs
Walk into Chute
6. Back Up
7. Gate (LH)
8. Bridge

LH = Left Hand
 RH = Right Hand
 LL = Left Lead
 RL = Right Lead

- Walk
- - - - - Jog
- Lope
- ◆ - - - - ◆ Backup
- n Sidepass
- X — Lead Change

Trail Horse LK 1 A / LK 2 A

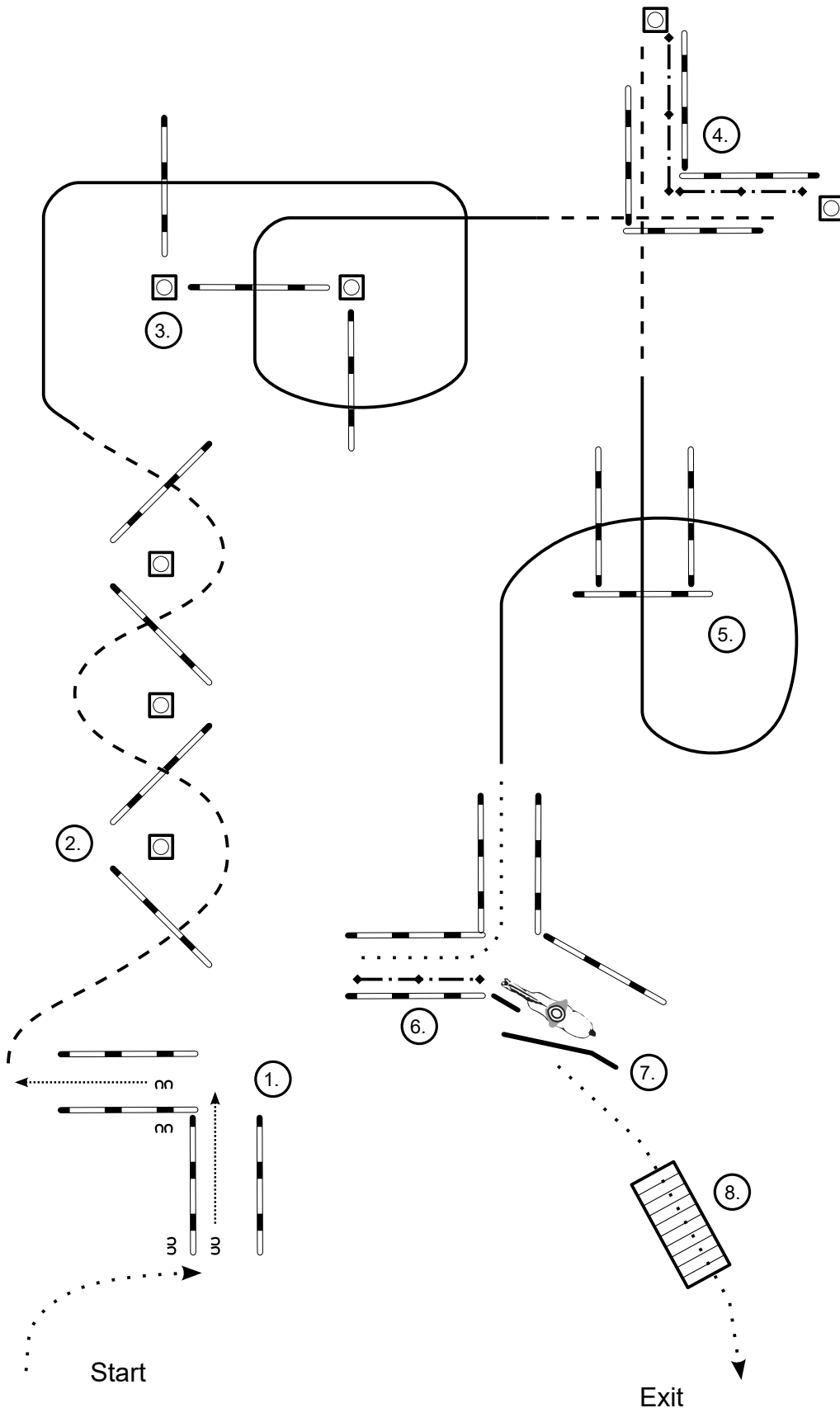


1. Sidepass (R) - 90° Turn (R)
Sidepass (L)
2. Jog Overs Slalom
3. Lope (RL) Overs
Lope into Chute - Stop
4. Back Up
Lope (LL) out Chute
5. Lope (LL) Overs
Jog into Chute
6. Back Up
7. Gate (LH)
8. Bridge

LH = Left Hand
 RH = Right Hand
 LL = Left Lead
 RL = Right Lead

- Walk
- - - - - Jog
- Lope
- ◆ - - - ◆ Backup
- n Sidepass
- X — Lead Change

Trail Horse LK 3 A

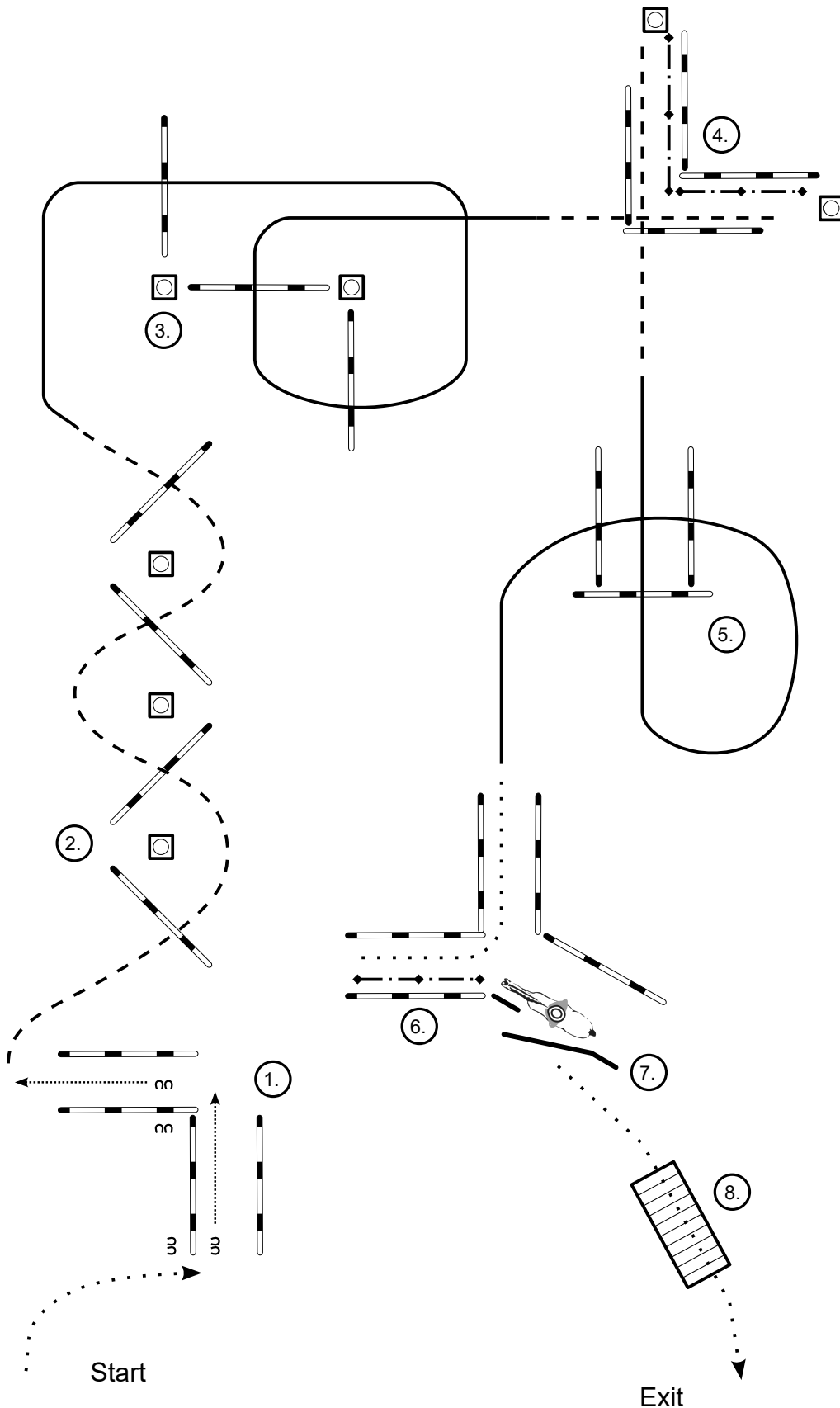


1. Sidepass (L)
2. Jog Overs Slalom
3. Lope (RL) Overs
Jog into Chute - Stop
4. Back Up
Jog out Chute
5. Lope (LL) Overs
Walk into Chute
6. Back Up
7. Gate (LH)
8. Bridge

LH = Left Hand
 RH = Right Hand
 LL = Left Lead
 RL = Right Lead

- Walk
- - - - - Jog
- Lope
- ◆ - - - ◆ Backup
- 3 Sidepass
- X — Lead Change

Trail Horse LK 1-3 B

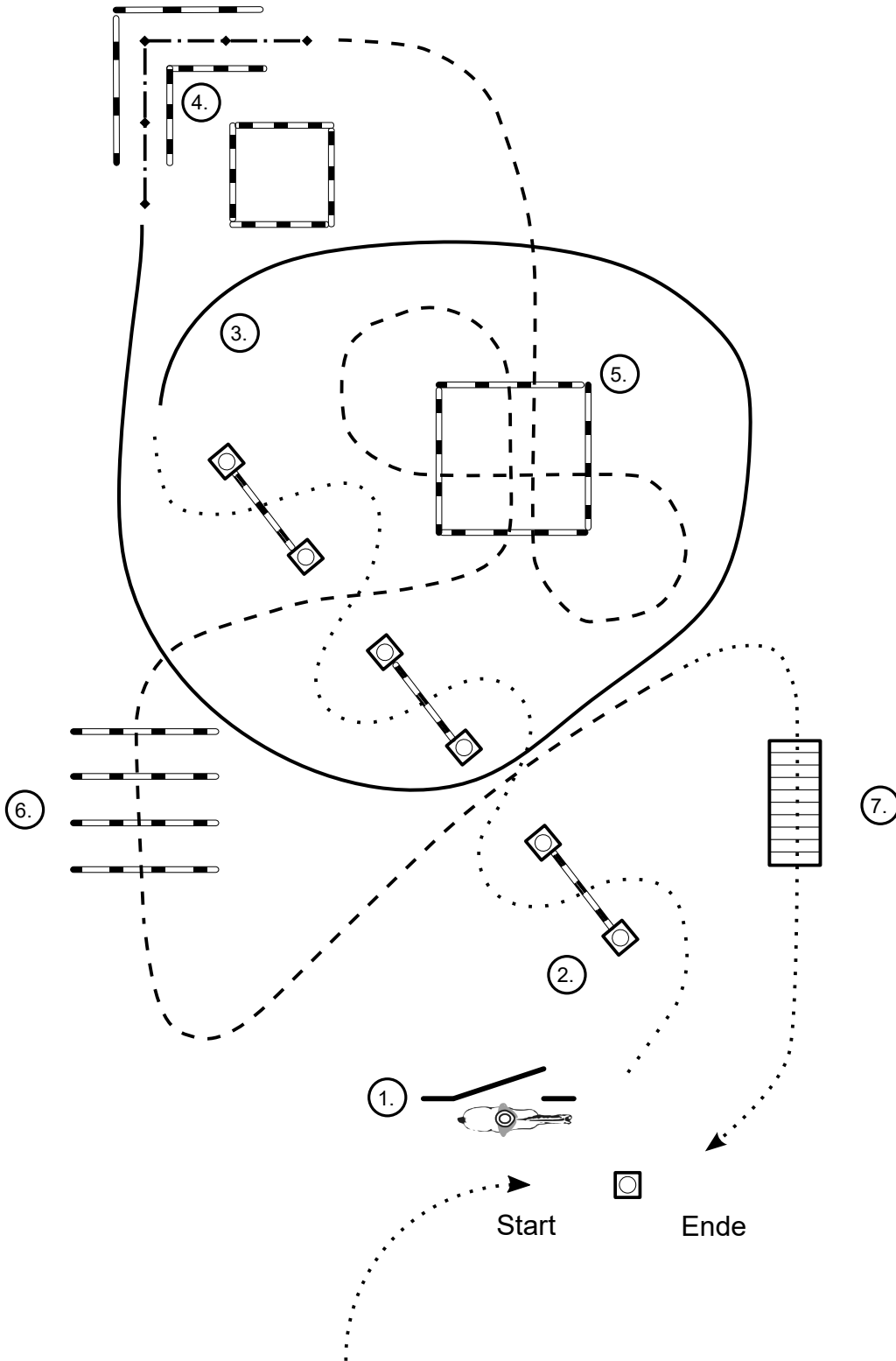


1. Sidepass (L)
2. Jog Overs Slalom
3. Lope (RL) Overs
Jog into Chute - Stop
4. Back Up
Jog out Chute
5. Lope (LL) Overs
Walk into Chute
6. Back Up
7. Gate (LH)
8. Bridge

LH = Left Hand
 RH = Right Hand
 LL = Left Lead
 RL = Right Lead

- Walk
- - - - - Jog
- Lope
- ◄- - - - - Backup
- nn Sidepass
- X — Lead Change

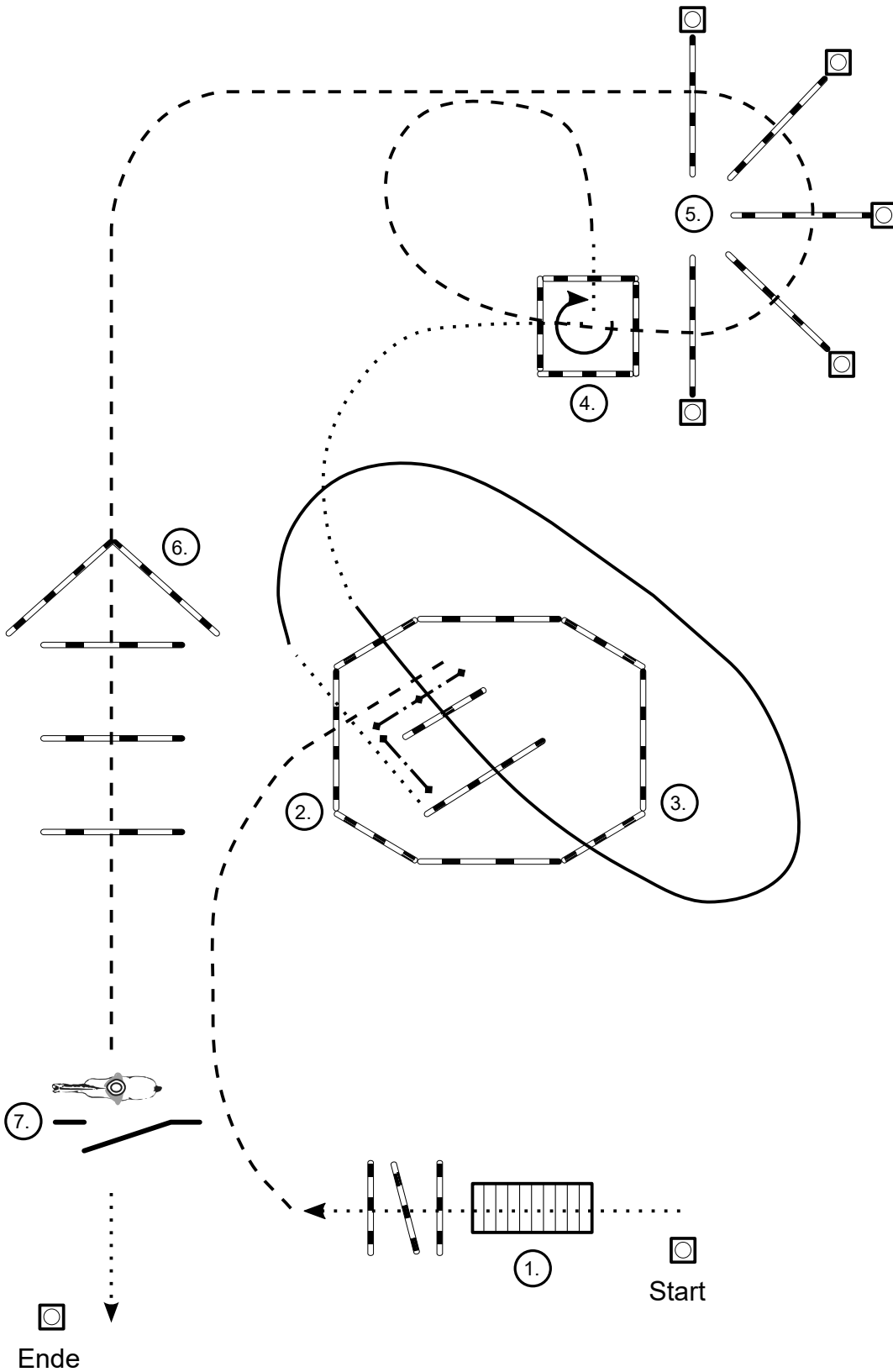
Trail Horse LK 4/5



1. Tor
2. Schritt Slalom
3. Rechtsgalopp
4. Rückwärts
5. Trabstangen
6. Trabstangen
7. Brücke

- Walk
- - - - - Jog
- Lope
- ◆ — ◆ — ◆ Backup
- Sidepass
- X — Lead Change

Trail Horse LK 1-2 Q Junior

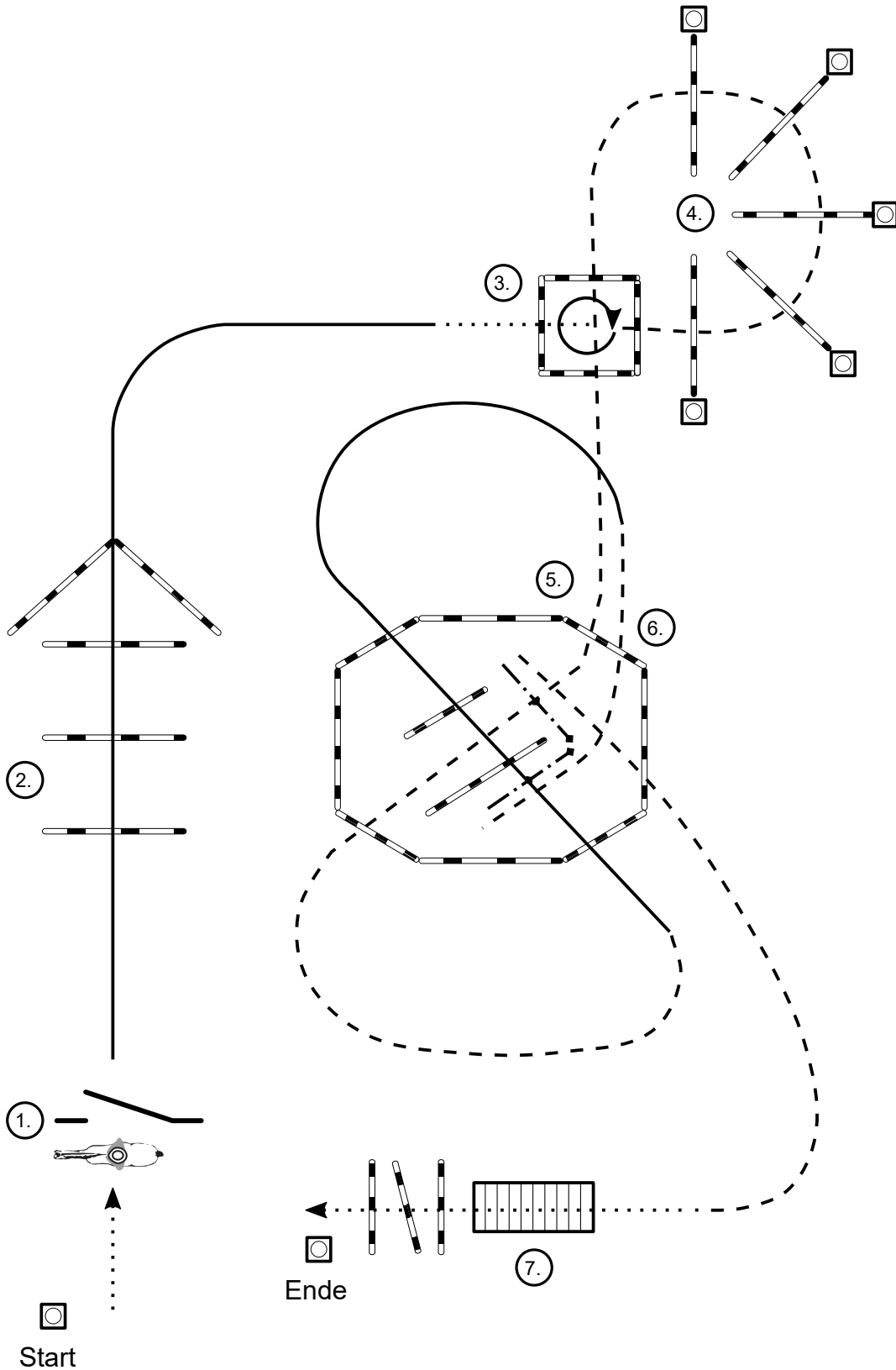


1. Bridge, Walk Over
2. Jog In, Back Up, Walk Out
3. Lope (RL) Over
4. Walk In, 270° Turn (R)
Walk Out
5. Jog Over
6. Jog Over
7. Gate (LH)

LH = Left Hand
 RH = Right Hand
 LL = Left Lead
 RL = Right Lead

- Walk
- - - - - Jog
- Lope
- ◄ - - - - ◄ Backup
- ∞∞> Sidepass
- X ——— Lead
- ∞∞ Change

Trail Horse LK 1-2 A-Q

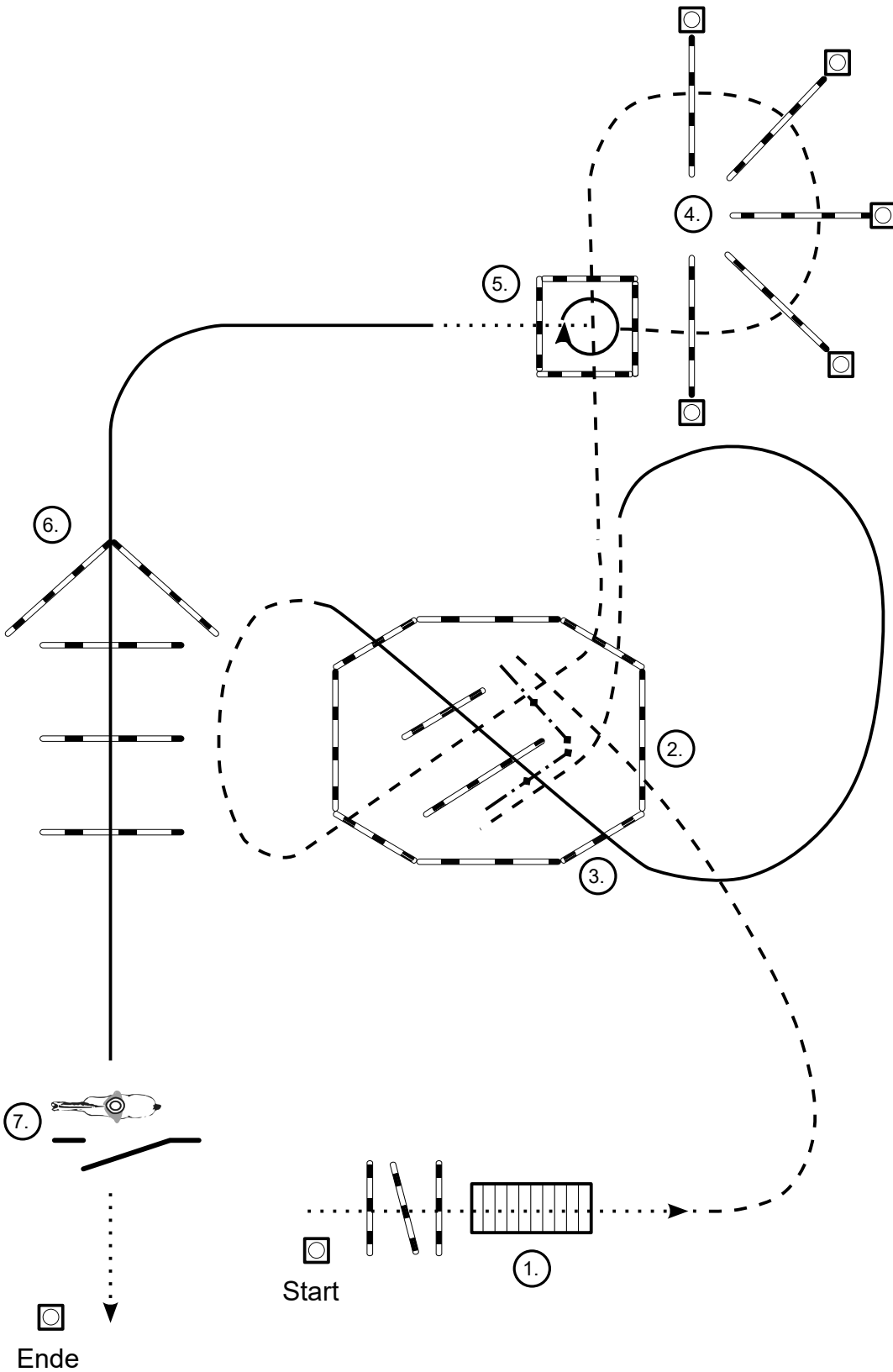


1. Gate (RH)
2. Lope (RL) Over
3. Walk In, 360° Turn (R), Jog Out
4. Jog Over
5. Jog Over, Lope (RL) Over
6. Jog In, Back Up, Jog Out
7. Bridge, Walk Over

LH = Left Hand
RH = Right Hand
LL = Left Lead
RL = Right Lead

.....	Walk
-----	Jog
————	Lope
◆—◆—◆—◆—◆—◆—◆	Backup
☞☞☞.....	Sidepass
———— X ————	Lead Change

Trail Horse LK 1-2 B-Q

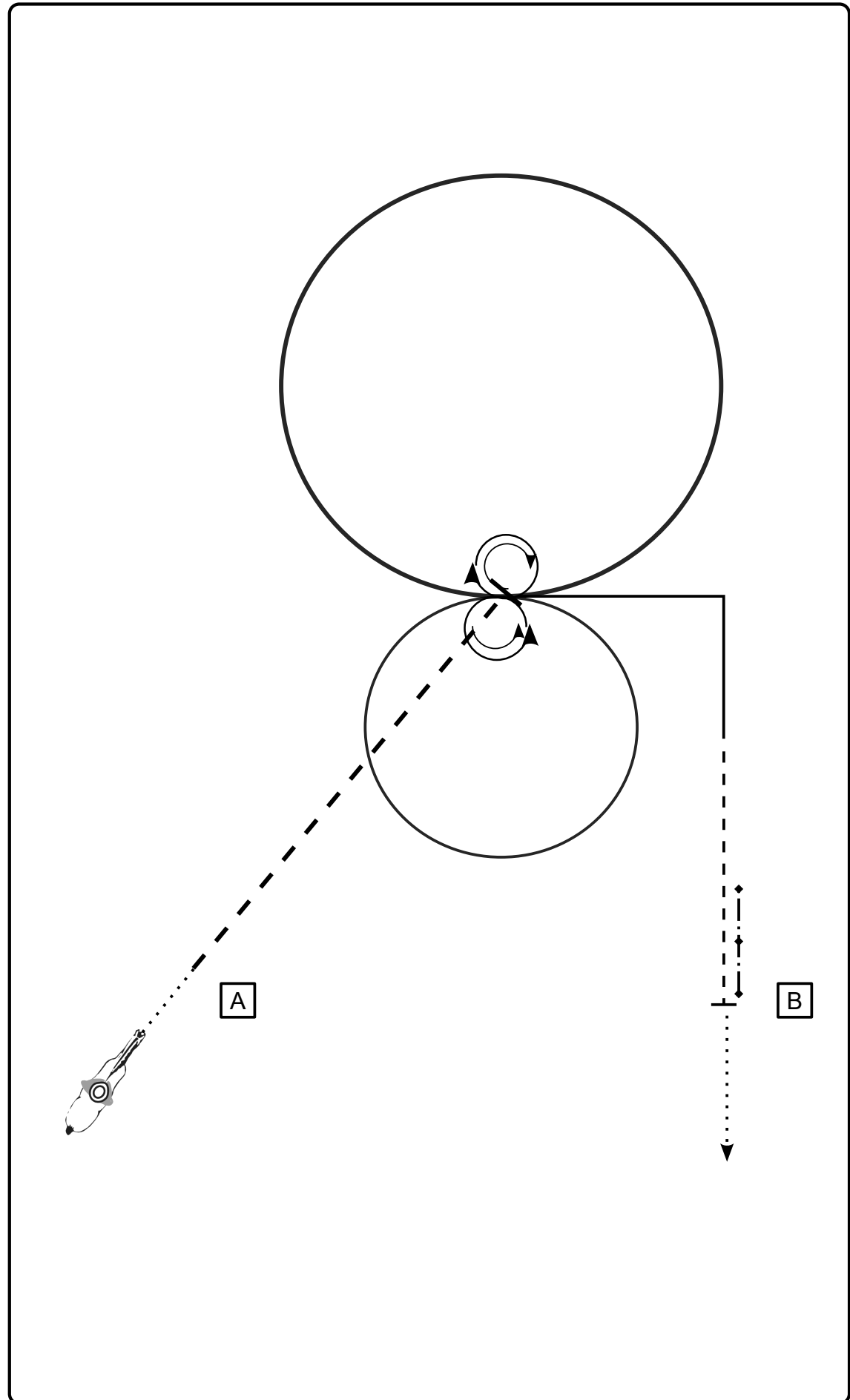


1. Walk Over, Bridge
2. Jog In, Back Up, Jog Out
3. Lope (RL) Over, Jog Over
4. Jog Over
5. Jog In, 360° Turn (R), Walk Out
6. Lope (LL) Over
7. Gate (LH)

LH = Left Hand
 RH = Right Hand
 LL = Left Lead
 RL = Right Lead

- Walk
- - - - - Jog
- Lope
- ◄ - - - - - ► Backup
- ↔ Sidepass
- X — Lead Change

Western Horsemanship LK 1/2 A

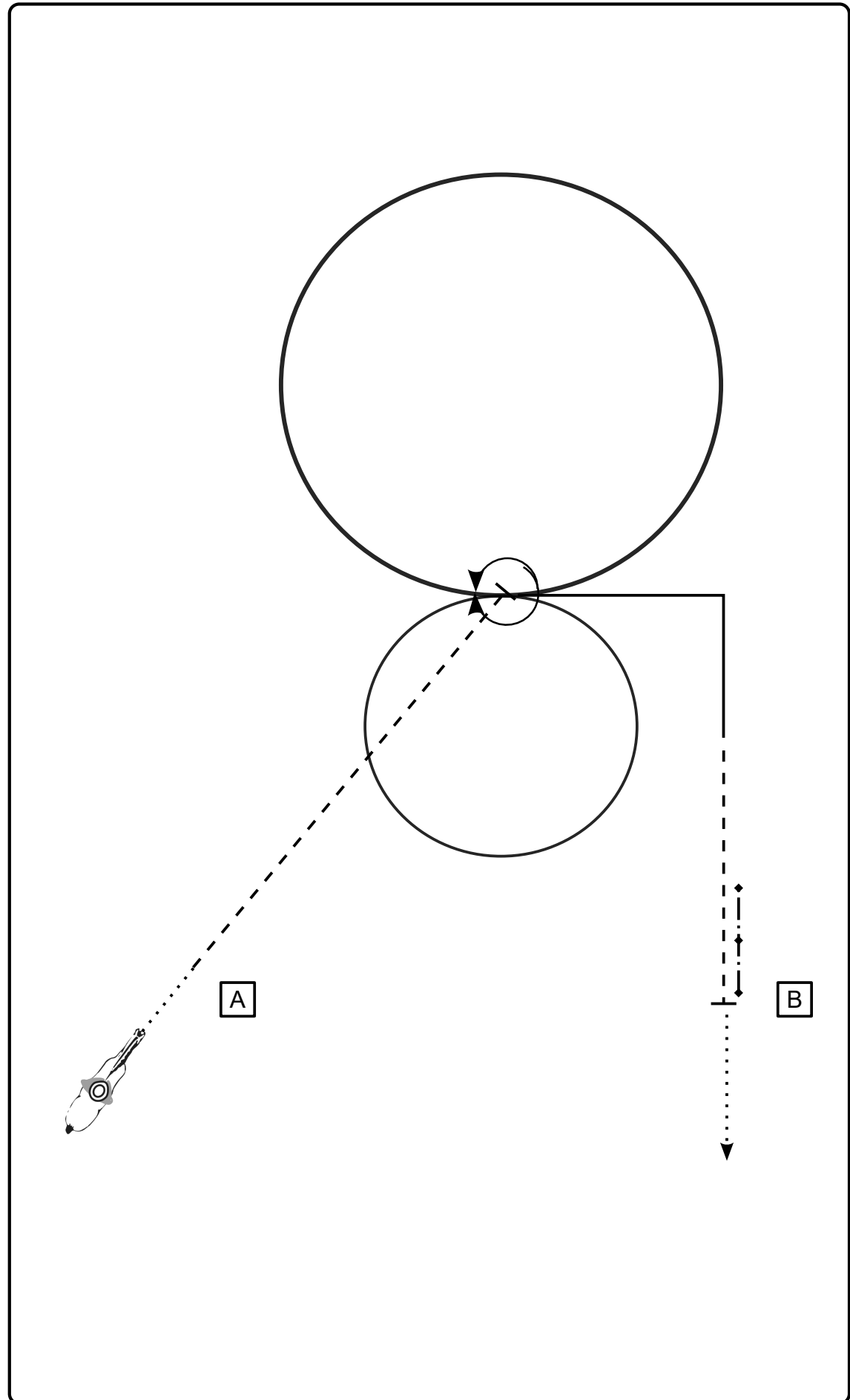


1. Walk bis A
Ext. Jog zur Mitte der Arena
Stop
2. 585° Turn (R)
3. Ext. Lope (RL) Zirkel
4. Lead Change
(flying/simple)
5. Lope (LL) Zirkel
Stop
6. 540° Turn (L)
7. Lope (RL)
Square Corner
8. Jog, Stop, Back Up
Walk in den Warm Up
Bereich

L = Left
 R = Right
 LL = Left Lead
 RL = Right Lead

- | | |
|---------------|-----------|
| A | Marker |
| | Walk |
| - - - - - | Jog |
| — — — — — | ext. Jog |
| ————— | Lope |
| ————— | ext. Lope |
| ◄ — — — — — ► | Backup |
| on | Sidepass |
| ————— | Lead |
| ————— | Change |

Western Horsemanship LK 1/2 B

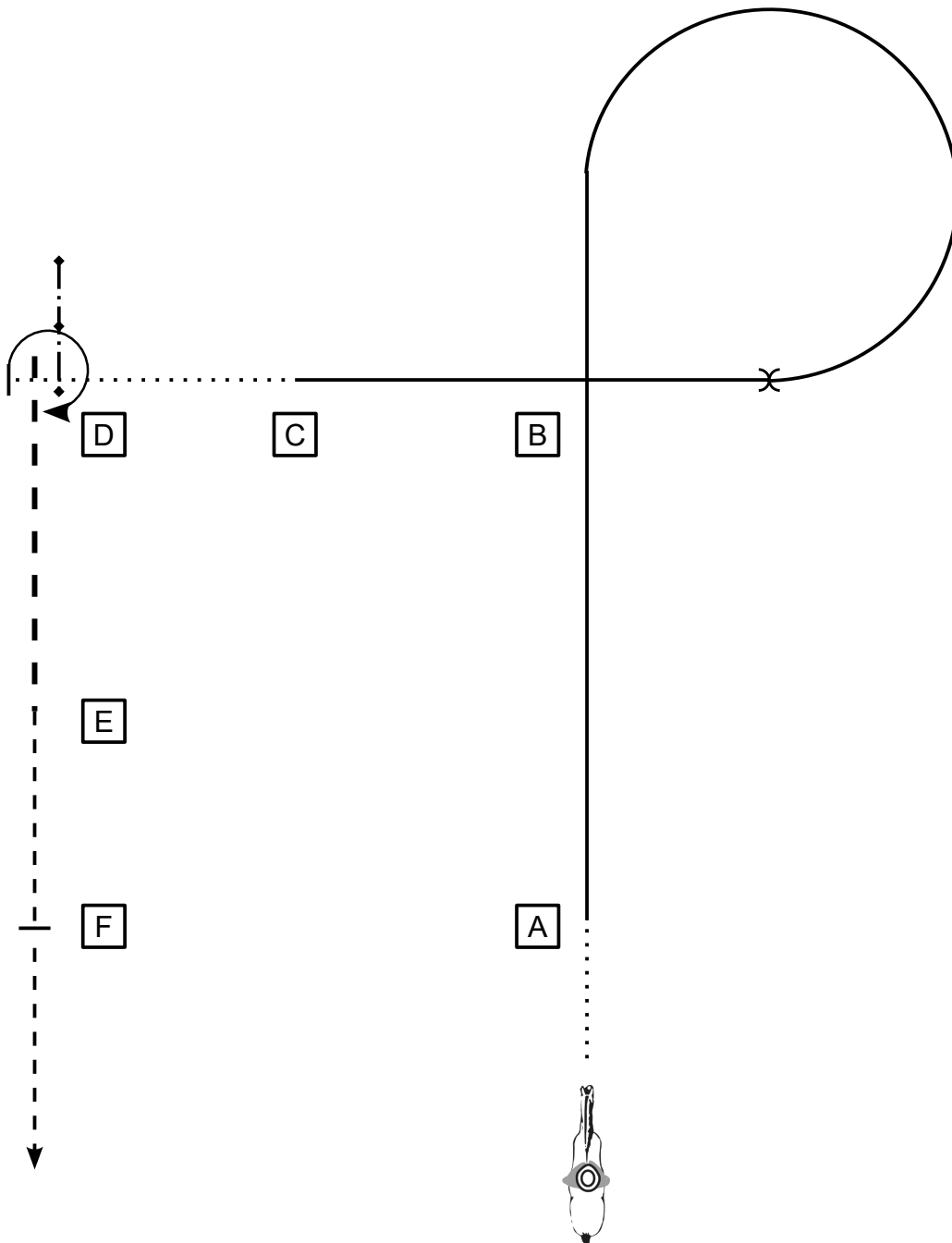


1. Walk bis A
Ext. Jog zur Mitte der Arena
Stop
2. 225° Turn (R)
3. Ext. Lope (RL) Zirkel
4. Lead Change
(flying/simple)
5. Lope (LL) Zirkel
Stop
6. 180° Turn (L)
7. Lope (RL)
Square Corner
8. Jog, Stop, Back Up
Walk in den Warm Up
Bereich

L = Left
 R = Right
 LL = Left Lead
 RL = Right Lead

- | | |
|-------------|-----------|
| A | Marker |
| | Walk |
| - - - - - | Jog |
| - - - - - | ext. Jog |
| ————— | Lope |
| ————— | ext. Lope |
| ◄- - - - -> | Backup |
| on | Sidepass |
| ————— | Lead |
| ————— | Change |

Western Horsemanship LK 3 A / LK 3 B

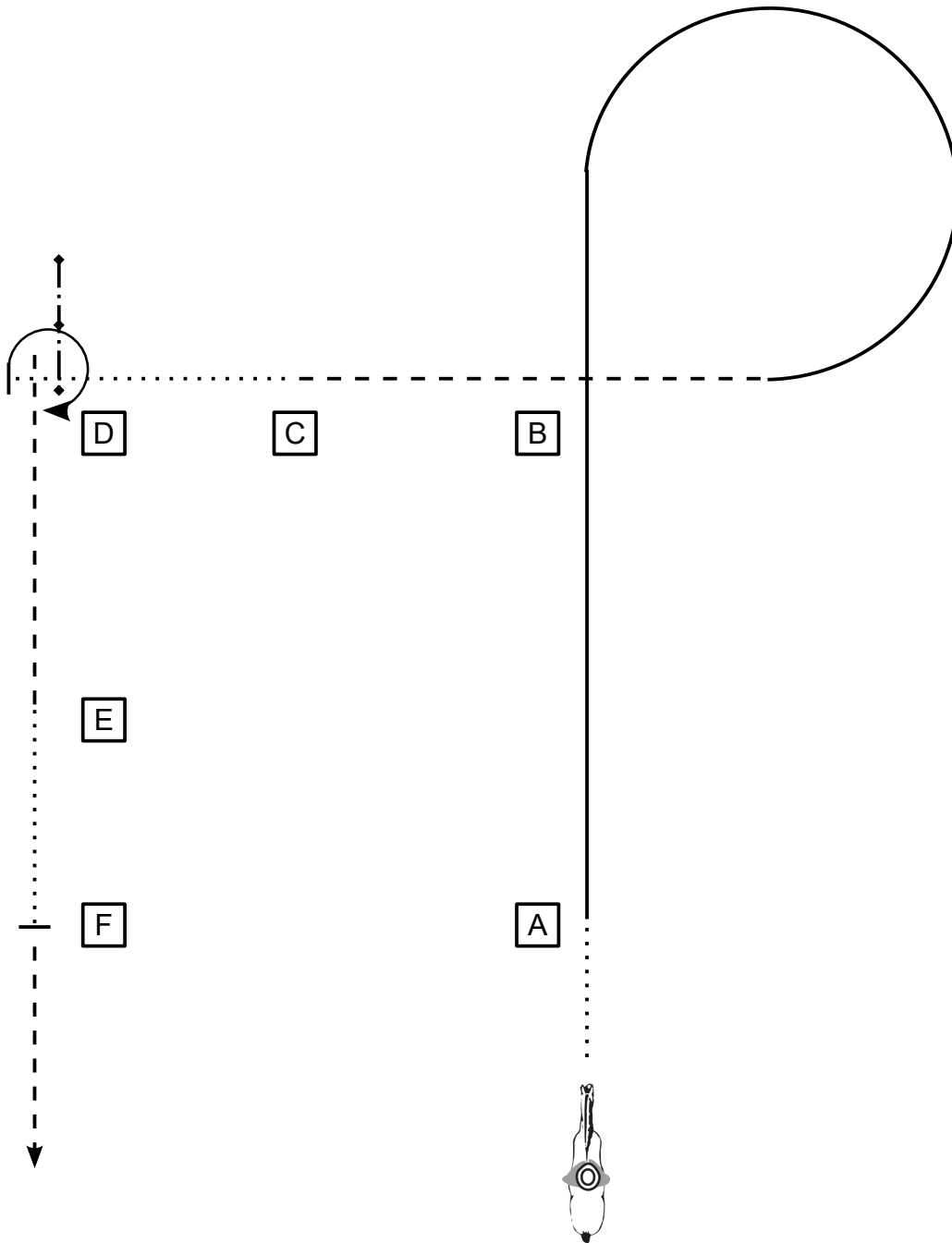


1. Walk bis A
Lope (RL) an B vorbei und zurück zu B
2. Vor B Lead Change (flying/simple)
3. Lope (LL) bis C
Walk bis hinter D - Stop
4. 270° Turn (R)
5. Back Up
6. Ext. Jog bis E
7. Jog bis F - Stop
Jog in den Warm Up Bereich

L = Left
 R = Right
 LL = Left Lead
 RL = Right Lead

- | | |
|----------|-------------|
| A | Marker |
| | Walk |
| ----- | Jog |
| ----- | ext. Jog |
| ————— | Lope |
| ————— | ext. Lope |
| ◄-----◄ | Backup |
| oo | Sidepass |
| ————— | Lead Change |

Western Horsemanship LK 4

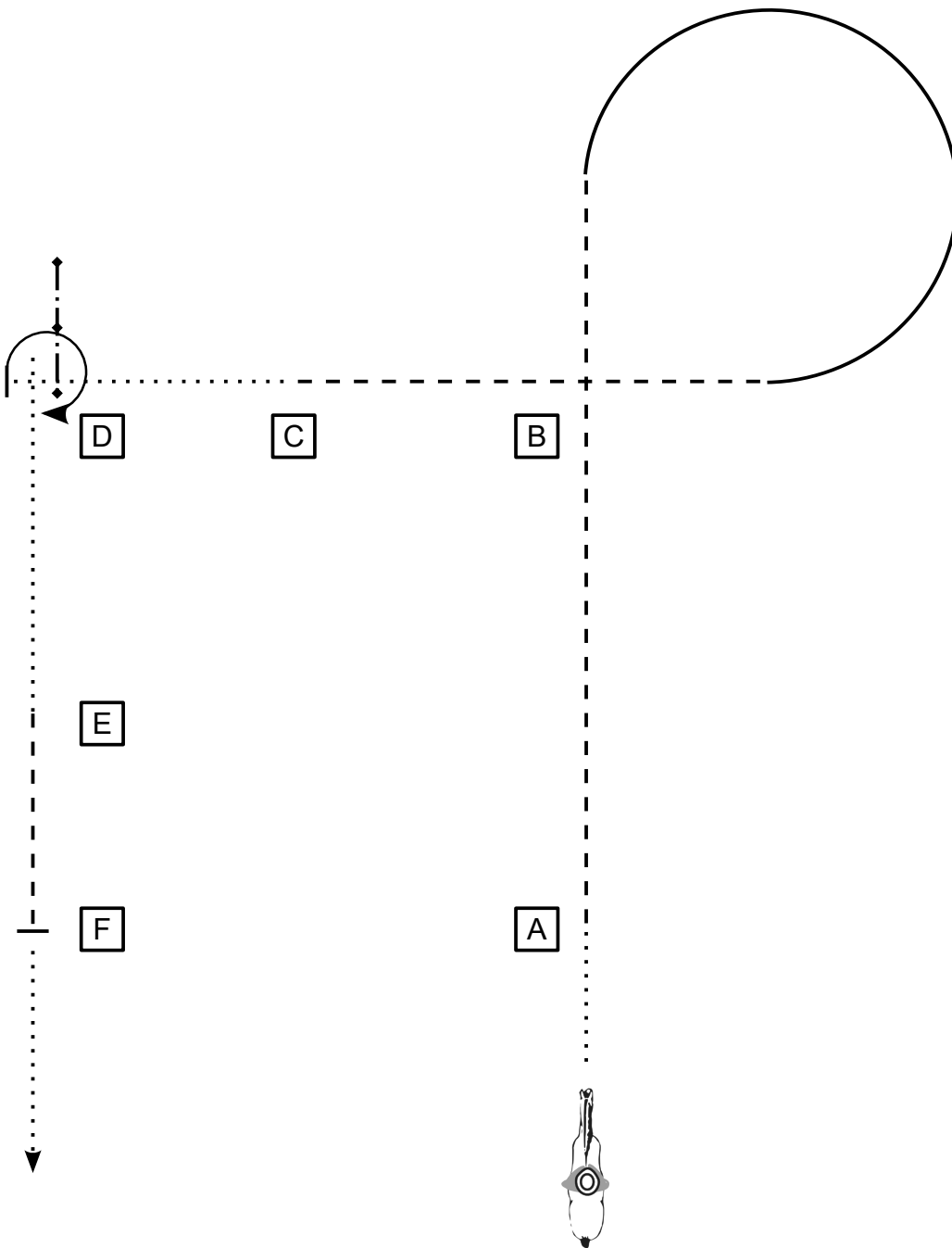


1. Walk bis A
Lope (RL) an B vorbei und zurück zu B
2. Vor B Jog bis C
3. Walk bis hinter D - Stop
4. 270° Turn (R)
5. Back Up
6. Jog bis E
7. Walk bis F - Stop
Jog in den Warm Up Bereich

L = Left
 R = Right
 LL = Left Lead
 RL = Right Lead

- | | |
|-----------|-----------|
| A | Marker |
| | Walk |
| - - - - - | Jog |
| - - - - - | ext. Jog |
| ————— | Lope |
| ————— | ext. Lope |
| ◄-----◄ | Backup |
| oo | Sidepass |
| ————— | Lead |
| ————— | Change |

Western Horsemanship LK 5

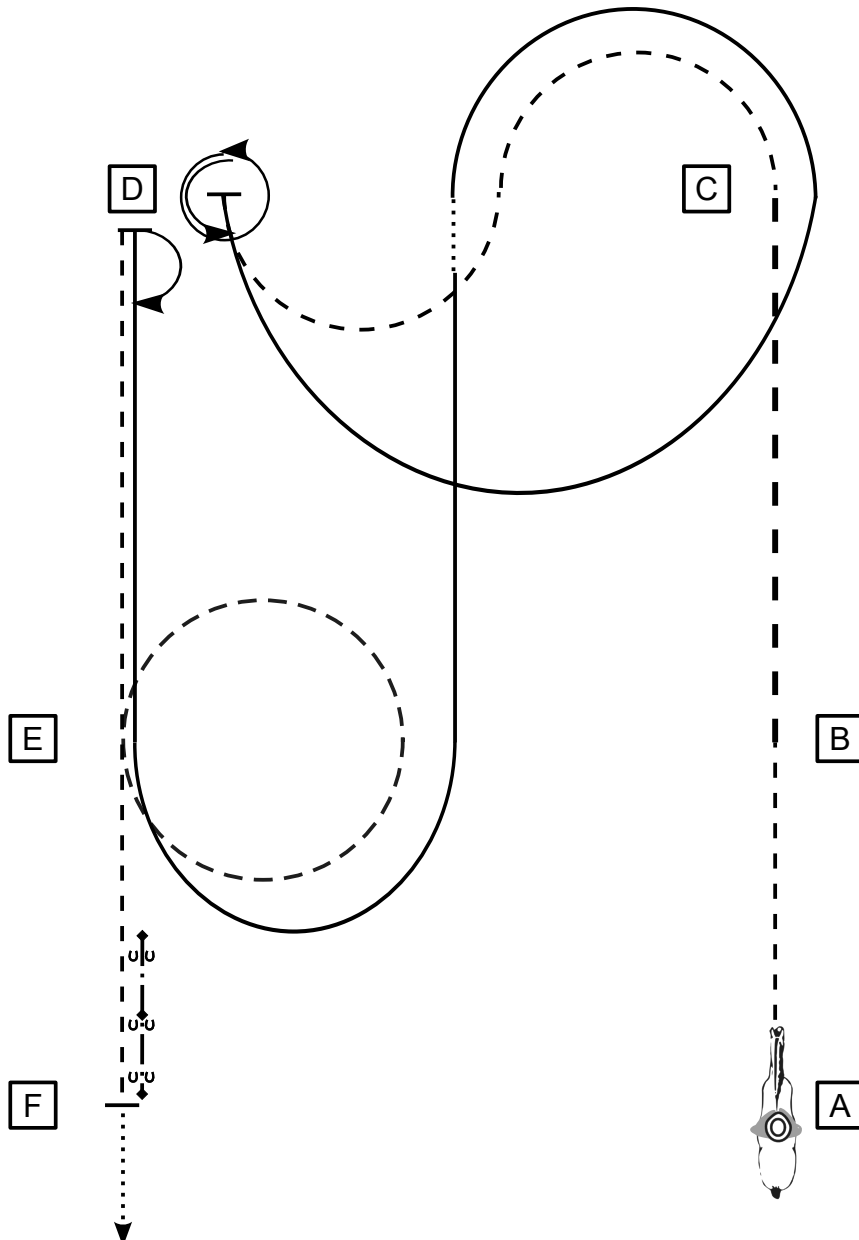


1. Walk bis A
Jog bis hinter B
2. Lope (RL) 3/4 Zirkel
3. Vor B Jog bis C
4. Walk bis hinter D - Stop
5. 270° Turn (R)
6. Back Up
7. Walk bis E
8. Jog bis F - Stop
Walk in den Warm Up Bereich

L = Left
 R = Right
 LL = Left Lead
 RL = Right Lead

- | | |
|-----------|-----------|
| A | Marker |
| | Walk |
| ----- | Jog |
| - - - - - | ext. Jog |
| ————— | Lope |
| ————— | ext. Lope |
| ◄-----◄ | Backup |
| oo | Sidepass |
| ————— | Lead |
| ————— | Change |

Western Horsemanship LK 1-2 A-Q



Set Up bei A

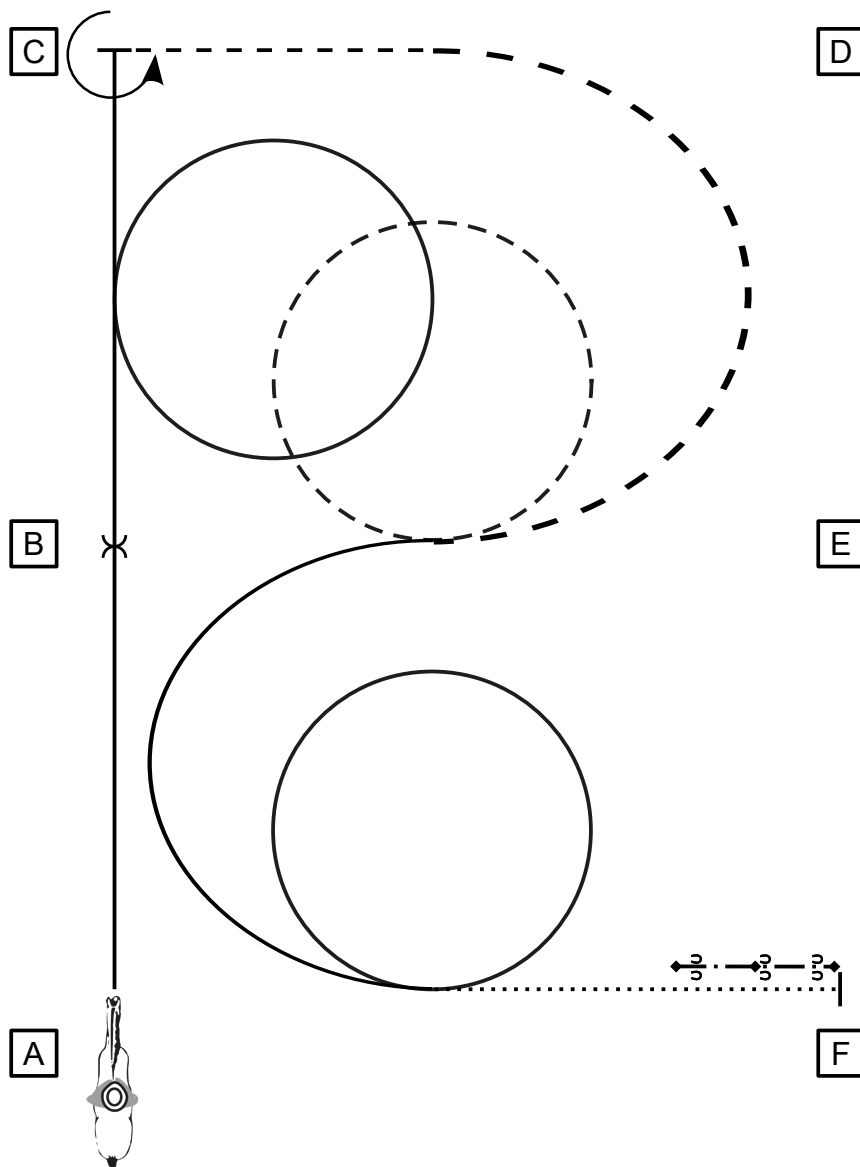
1. Jog zu B
 ext. Jog zu C
 Jog Slalom zu D
 Stop
2. 540° Turn (L)
 Lope (LL) zu C und um C
 Lead Change zwischen
 C und D (über Walk)
 Lope (RL) bis D
 Stop
3. 180° Turn (R)
 Jog zu E, Jogvolte (L)
 Jog bis F
 Stop
 Back Up

Im Walk in Warm Up Area

L = Left
 R = Right
 LL = Left Lead
 RL = Right Lead

- | | |
|-----------|-----------|
| [A] | Marker |
| | Walk |
| - - - - - | Jog |
| - - - - - | ext. Jog |
| ————— | Lope |
| ————— | ext. Lope |
| ◄-----◄ | Backup |
| oo | Sidepass |
| ————— | Lead |
| ————— | Change |

Western Horsemanship LK 1-2 B-Q



Set Up bei A

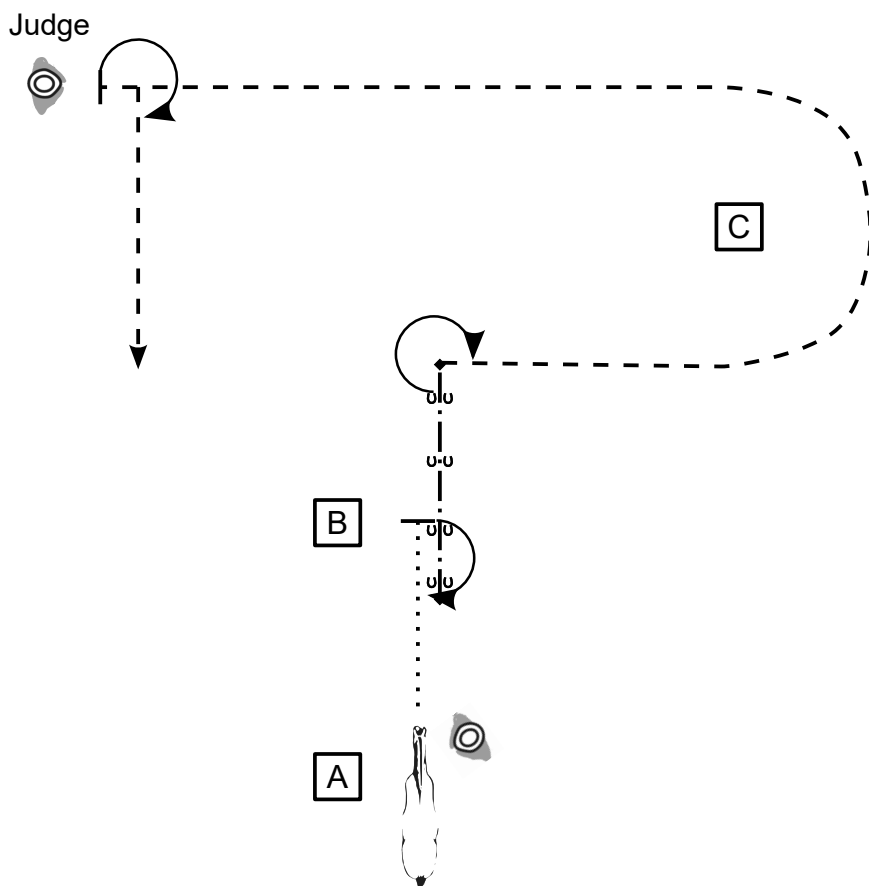
1. Lope (LL)
 + Lead Change (fly./simple)
 bei B
 + Zwischen B und C
 Lopevolte (R)
 + bei C - Stop
2. 270° Turn (L)
 + bis Mitte der Bahn Jog
 + 1/2 Volte (R) ext. Jog
 + Zwischen B und E
 Jogvolte (R)
3. Lope (LL)
 + 1/2 Lopevolte
 von B nach A
 + Zwischen A und F
 Lopevolte (L)
 + Walk bis F - Stop
 + Back Up

Im Walk in Warm Up Area

L = Left
 R = Right
 LL = Left Lead
 RL = Right Lead

- | | |
|-----------|-----------|
| A | Marker |
| | Walk |
| - - - - - | Jog |
| - - - - - | ext. Jog |
| ————— | Lope |
| ————— | ext. Lope |
| ◄-----► | Backup |
| on | Sidepass |
| ————— | Lead |
| ————— | Change |

Showmanship at Halter LK 1-2

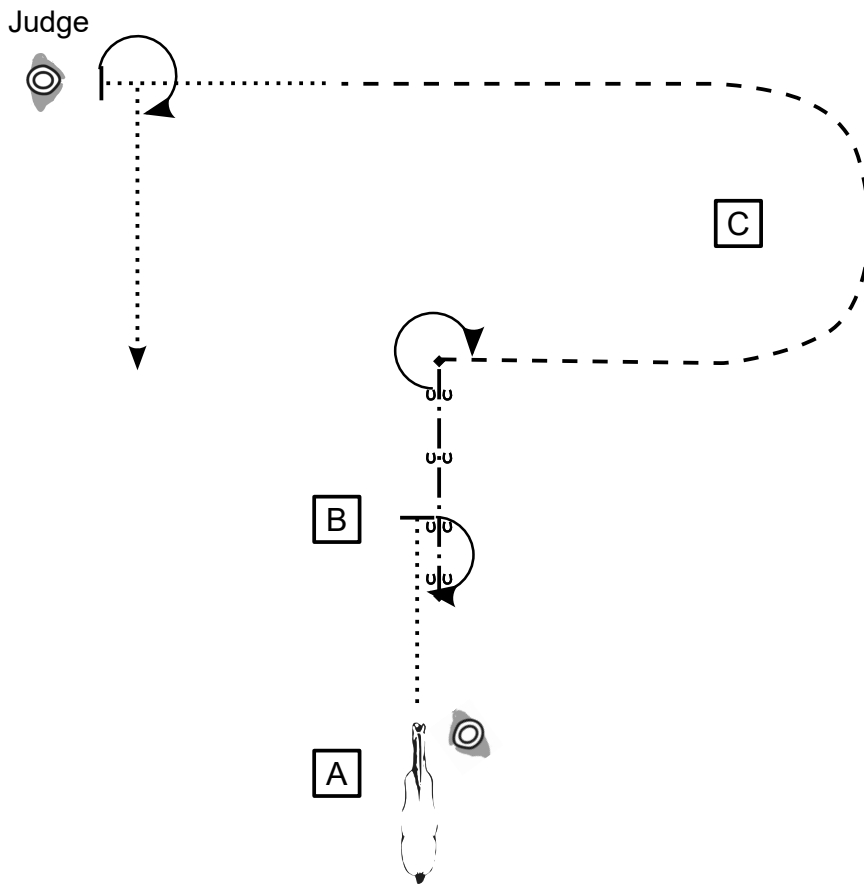


Set Up bei A

1. Walk bis B - Stop
2. 180° Turn
3. Back Up
ca. 2 Pferdelänge
4. 270° Turn
5. Jog um C zum Richter
Stop, Set Up
6. Inspektion
7. 270° Turn
Jog in den Warm Up Bereich

- A Marker
 Walk
 - - - - - Jog
 - - - - - ext. Jog
 - - - - - Back Up

Showmanship at Halter LK 3

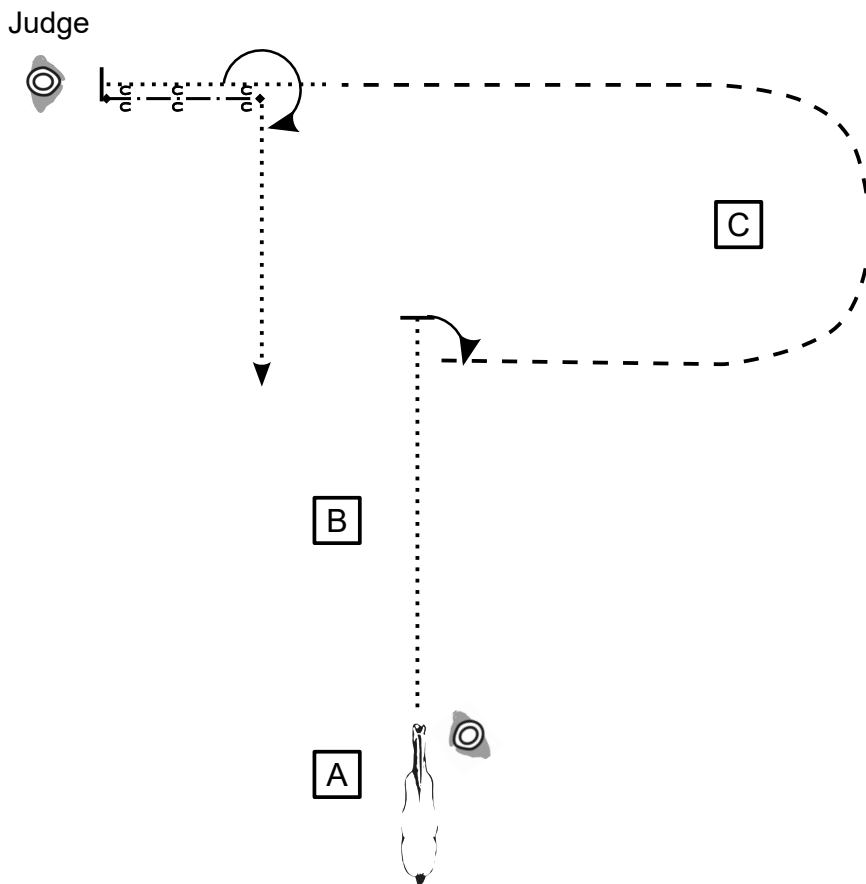


Set Up bei A

1. Walk bis B - Stop
2. 180° Turn
3. Back Up
ca. 2 Pferdelänge
4. 270° Turn
5. Jog um C, Walk zum Richter
Stop, Set Up
6. Inspektion
7. 270° Turn
Walk in den Warm Up Bereich

- A Marker
- Walk
- - - - - Jog
- — — — — ext. Jog
- 3 — 3 — 3 — Back Up

Showmanship at Halter LK 4/5

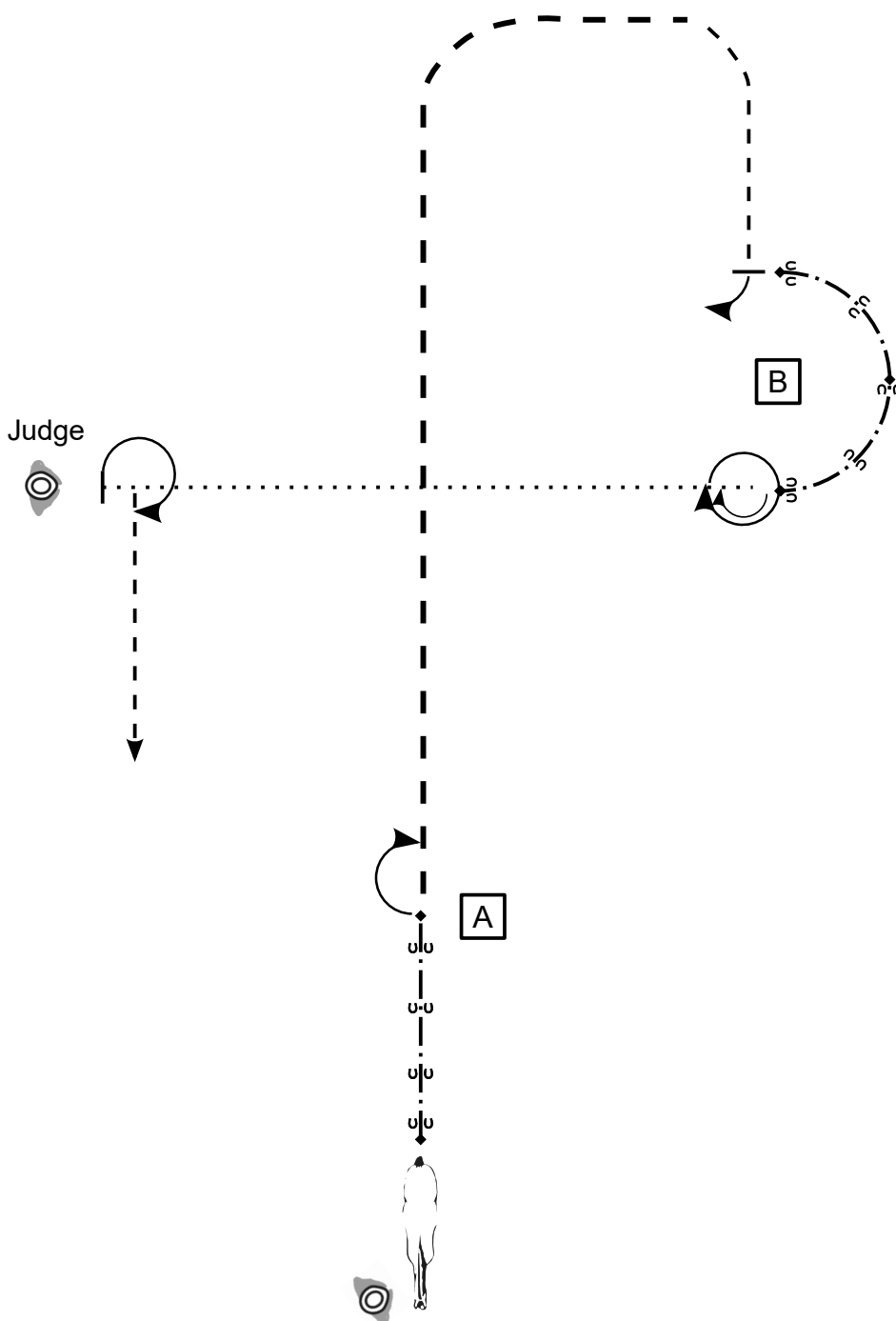


Set Up bei A

1. Walk bis hinter B - Stop
2. 90° Turn
3. Jog um C, Walk zum Richter
Stop, Set Up
4. Inspektion
5. Back Up
ca. 1 Pferdelänge
6. 270° Turn
Walk in den Warm Up Bereich

- A Marker
 Walk
 - - - - - Jog
 - - - - - ext. Jog
 - - - - - Back Up

Showmanship at Halter LK 1/2



Set Up vor A

1. Back Up bis A
2. 180° Turn
3. Ext Jog, Jog - Stop
4. 90° Turn
5. Back Up um B
in Linie mit dem Richter
6. 540° Turn
7. Walk zum Richter - Stop
Set Up - Inspektion
8. 270° Turn
Jog in den Warm Up Bereich

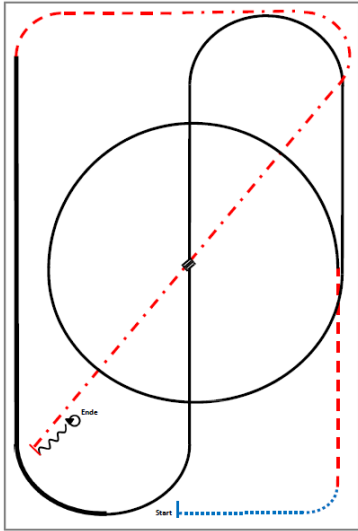
- A Marker
- Walk
- - - - - Jog
- - - - - ext. Jog
- ⊖ - ⊖ - ⊖ Back Up

Ranch Riding

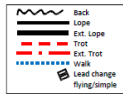
LK 1-2 Junior LK 1-2 B

Stand 12/2017

Pattern RR #1: LK 1/2 A/B jun. Quali
 Arenagröße: mind. 20x40m



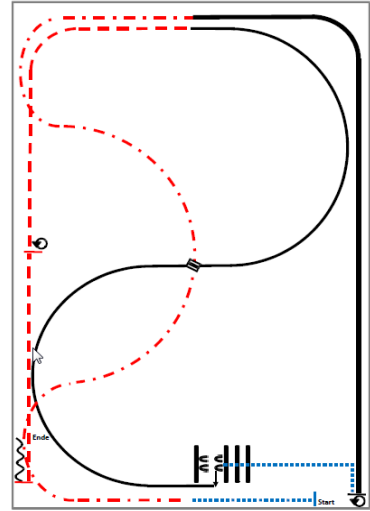
- 1) Walk.
- 2) Trot.
- 3) Lope left lead circle, lope.
- 4) Leadchange in the center.
- 5) Lope right lead.
- 6) Extended lope.
- 7) Trot.
- 8) Extended trot.
- 9) Stop, back.
- 10) 360° turn seach direction either way first



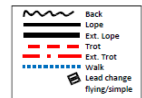
LK 1 A / LK 2 A

Stand 12/2017

Pattern RR #6: LK 1/2 A/B sen. Quali
 Arenagröße: mind. 20x40m



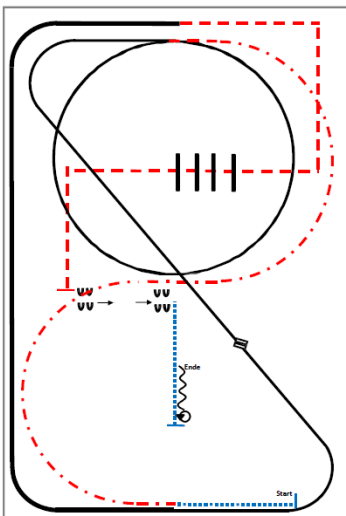
- 1) Walk.
- 2) Extended trot serpentes.
- 3) Extended lope right lead.
- 4) Stop, 180° turn right.
- 5) Walk.
- 6) Walkover, sidepass left.
- 7) Lope right lead.
- 8) Leadchange.
- 9) Lope left lead.
- 10) Trot.
- 11) Stop, 360° turns each direction either way first.
- 12) Trot, stop, back.



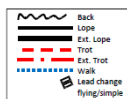
LK 3 A / LK 3 B

Stand 12/2017

Pattern RR #2: LK3 A/B
 Arenagröße: mind. 20x40m



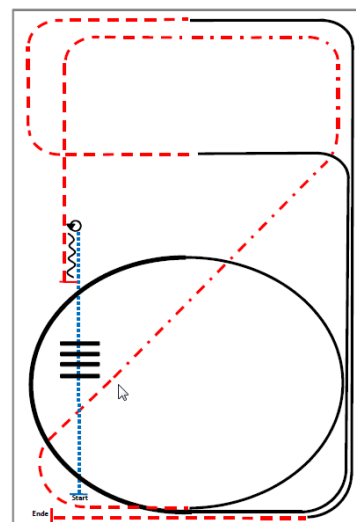
- 1) Walk.
- 2) Extended trot, trot.
- 3) Lope left lead one circle, lope left lead.
- 4) Leadchange.
- 5) Lope right lead.
- 6) Extended lope.
- 7) Trot corners.
- 8) Trot over, trot.
- 9) Stop, sidepass left.
- 10) Walk, stop.
- 11) 360° turn right or left, back.



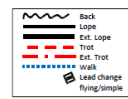
LK 4/5

Stand 12/2017

Pattern RR #3: LK 4/5 A/B
 Arenagröße: mind. 20x40m



- 1) Walk.
- 2) Walk over, walk.
- 3) Stop, 360° turn left or right.
- 4) Back.
- 5) Trot.
- 6) Extended trot, trot.
- 7) Lope left lead.
- 8) Extended lope, lope.
- 9) Trot.
- 10) Lope right lead.
- 11) Trot, stop.



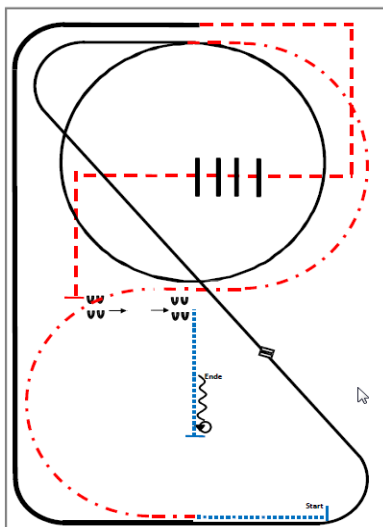
EWU AQ/C - Turnier
 Neuhofen
 20.- 22.07.2018

Ranch Riding

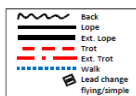
LK 1-2 Q Junior

Stand 12/2017

Pattern RR #2: LK 1/2 A/B jun. Quali
 Arenagröße: mind. 20x40m



- 1) Walk.
- 2) Extended trot, trot.
- 3) Lope left lead one circle, lope left lead.
- 4) Leadchange.
- 5) Lope right lead.
- 6) Extended lope.
- 7) Trot corners.
- 8) Trot over, trot.
- 9) Stop, sidepass left.
- 10) Walk, stop.
- 11) 360° turn right or left, back.

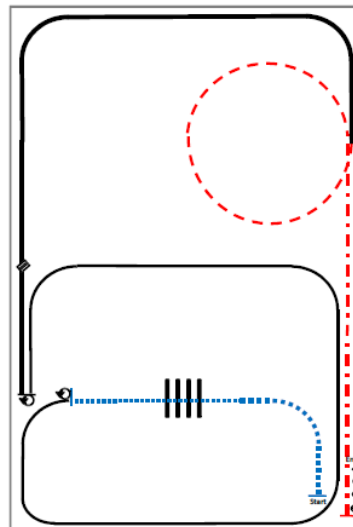


LK 1-2 A-Q

LK 1-2 B-Q

Stand 12/2017

Pattern RR #2: LK 1/2 A/B sen. Quali
 Arenagröße: mind. 20x40m



- 1) Extended walk.
- 2) Walk over, walk.
- 3) Stop, 360° turn left.
- 4) Lope left lead.
- 5) Stop, 180° turn right.
- 6) Lope left lead, lead change.
- 7) Lope right lead, extended lope.
- 8) Trot small circle.
- 9) Extended trot.
- 10) Stop, back.

