

NRHA



2019 NRHA European Summit Madrid, Spain January 14 & 15

3021 West Reno Avenue | Oklahoma City, Oklahoma 73107 | (405) 946-7400 | nrha.com | f:(405) 946-8425

NRHA European Membership

2012	3665
2013	3587
2014	3757
2015	3927
2016	3852
2017	3690
2018	4005

	2012	2013	2014	2015	2016	2017	2018
Austria	365	346	336	360	351	366	365
Belgium	191	184	202	214	218	226	241
Czech Republic	84	70	56	48	39	38	50
Denmark	84	72	81	74	66	67	68
Finland	34	24	28	27	27	31	30
France	282	327	345	335	329	299	282
Germany	787	774	756	807	717	763	796
Hungary	25	17	15	13	22	32	26
Ireland	9	2	2	3	2	4	4
Israel	96	108	134	147	160	164	149
Italy	685	678	760	752	776	787	918
Liechtenstein		2	2	2	2	2	1
Luxembourg	19	22	27	29	34	31	45
Netherlands	299	272	266	308	295	264	270
Norway	41	41	44	60	58	55	51
Poland	53	66	69	70	77	78	64
Russia				2	2	5	4
Slovakia	20	17	9	12	12	16	14
Slovenia	4	6	12	28	12	7	6
Spain	9	14	19	35	46	46	46
Sweden	168	146	187	202	202	192	176
Switzerland	93	288	309	292	292	285	292
UK	115	108	95	101	105	110	107



NRHA European Competition Licenses

2011	537
2012	692
2013	774
2014	1078
2015	1422
2016	1601
2017	1873
2018	1925

	2016	2017	2018
Austria	411	95	124
Belgium	455	180	210
Czech Republic	58	18	19
Denmark	60	8	11
Finland	9	2	0
France	436	99	123
Germany	1389	351	292
Hungary	18	9	5
Israel	183	41	47
Italy	2238	896	862
Luxembourg	19	3	10
Netherlands	325	84	91
Norway	22	6	4
Poland	85	37	34
Slovakia	21	15	10
Slovenia	13		4
Spain	10	6	4
Sweden	129	35	42
Switzerland	104	21	21
United Kingdom	55	8	12



NRHA Nomination Program

	2012	2013	2014	2015	2016	2017	2018
Austria	36	34	33	50	44	60	31
Belgium	48	57	75	88	65	157	95
Czech Republic	4	4	5	8	9	10	6
Denmark	1	7	3	5	2	4	1
Finland	0	0	0	0	0	1	0
France	17	46	50	45	43	70	53
Germany	130	178	172	194	138	286	123
Hungary	2	0	0	0	0	1	0
Israel	2	1	2	2	0	5	1
Italy	185	297	348	391	299	766	414
Luxembourg	2	4	3	3	1	3	3
Netherlands	19	35	32	44	26	70	31
Norway	0	1	0	0	2	3	1
Poland	2	9	8	11	14	24	14
Slovakia	1	1	8	9	5	7	9
Slovenia	0	2	3	0	1	0	2
Spain	0	0	1	4	1	4	0
Sweden	10	9	15	17	12	21	13
Switzerland	11	22	8	9	6	17	7
United Kingdom	3	2	3	5	4	7	2



	North American	EU Option	Total	European	NA Option	Total	Overall Total	
2014		2362	400	2762	830	33	863	3625
2015		2656	503	3159	987	50	1037	4196
2016		2520	458	2978	913	57	970	3948
2017		2665	453	3118	1193	53	1246	4364
2018		1579	326	1905	841	27	868	2773


NRHA European Shows



2012	117
2013	109
2014	123
2015	123
2016	126
2017	121
2018	114

	2016	2017	2018
Austria	7	9	7
Belgium	3	6	6
Czech Republic	1	0	0
Denmark	5	5	5
Finland	9	5	3
France	23	20	13
Germany	13	13	13
Hungary	0	3	2
Israel	14	8	8
Italy	8	8	14
Luxembourg	2	1	3
Netherlands	6	6	5
Norway	3	3	2
Poland	6	6	4
Spain	1	3	4
Sweden	7	10	10
Switzerland	3	3	2
United Kingdom	15	12	13

NRHA European Shows Added Money



2011	\$1,869,249.28
2012	\$2,029,286.94
2013	\$1,741,501.19
2014	\$1,869,042.72
2015	\$1,932,066.31
2016	\$1,697,726.49
2017	\$1,904,276.00
2018	\$ 2,416,373.32

	2016	2017	2018
Austria	\$103,200.00	\$131,800.00	\$136,300.00
Belgium	\$15,436.59	\$18,939.90	\$101,289.00
Czech Republic	\$0	\$0	\$0
Denmark	\$4,390.00	\$4,700.00	\$8,600.00
Finland	\$450.00	\$500.00	\$500.00
France	\$281,178.00	\$319,378.00	\$204,314.00
Germany	\$382,415.83	\$344,847.20	\$470,533.78
Hungary	\$0	\$2,500	\$1,000.00
Israel	\$50,800.00	\$55,900.00	\$71,800.00
Italy	\$600,265.97	\$739,965.90	\$1,215,242.54
Luxembourg	\$1,740.00	\$500.00	\$4,476.00
Netherlands	\$80,742.00	\$91,215.00	\$27,100.00
Norway	\$2,500.00	\$5,200.00	\$2,500.00
Poland	\$63,850.00	\$60,000.00	\$17,500.00
Spain	\$0	\$0	\$0
Sweden	\$19,000.00	\$24,600.00	\$18,450.00
Switzerland	\$54,458.10	\$42,999.00	\$104,068.00
United Kingdom	\$27,300.00	\$37,850.00	\$32,700.00

NRHA European Shows Entries

(Unique Horse and Rider Combinations)

2011	3617
2012	3548
2013	3638
2014	3777
2015	4131
2016	4034
2017	4307
2018	4442

	2011	2012	2013	2014	2015	2016	2017	2018
Austria	367	394	390	314	456	323	425	456
Belgium	228	287	284	286	280	150	179	351
Czech Republic	84	97	97	101	88	0	0	0
Denmark	77	68	57	78	74	110	113	125
Finland	18	19	11	15	17	20	22	13
France	465	562	649	788	740	734	742	662
Germany	724	553	684	644	766	748	677	862
Hungary	9	9	9	0	0	0	14	13
Israel	70	53	73	94	124	119	134	121
Italy	688	683	650	698	725	762	792	919
Luxembourg	0	6	21	14	21	29	5	59
Netherlands	305	310	308	236	280	417	471	310
Norway	19	30	23	33	56	45	42	36
Poland	98	83	78	104	101	167	184	102
Spain	0	0	0	0	37	19	24	32
Sweden	178	158	128	184	167	171	178	160
Switzerland	187	131	91	108	117	135	199	140
United Kingdom	100	105	85	80	82	85	106	81



NRHA European Derby Entries



	2018	2017	2016	2015	2014	2013	2012	2011
Level 4 Open	53	127	45	53	50	56	63	77
Level 3 Open	43	N/A	48	43	47	43	28	61
Level 2 Open	49	N/A	47	49	49	57	74	81
Level 1 Open	27	N/A	21	27	26	29	49	72
Level 4 Non Pro	45	125	52	45	39	39	50	61
Level 3 Non Pro	52	N/A	54	52	50	54	40	60
Level 2 Non Pro	67	N/A	73	67	67	80	84	99
Level 1 Non Pro	52	N/A	56	52	60	67	68	96
Total Derby	388	252	185	183	181	198	227	235
Level 4 Open	27	N/A	28	26	37	30	36	27
Level 2 Open	27	N/A	12	28	20	35	33	42
Level 4 Non Pro	7	N/A	12	7	8	19	4	9
Level 2 Non Pro	10	N/A	2	10	8	18	5	8
Total Pre Futurity show	71	N/A	53	58	65	81	65	73
Open	12	17	12	12	4	10	10	15
Intermediate Open	9	18	4	9	6	22	12	16
Limited Open	16	14	8	16	16	21	21	15
Non Pro	14	24	11	14	15	16	5	15
Intermediate Non Pro	15	18	12	15	7	8	10	24
Limited Non Pro	33	27	35	33	15	23	20	22
Novice Horse Open Level 2	69	N/A	55	69	53	61	53	35
Novice Horse Non Pro								
Level 2	43	N/A	58	43	36	30	16	29
Rookie L1	11	N/A	5	12	14	9	6	12
Rookie L2	12	N/A	6	11	0	0	0	0
Youth 13 & Under	1	4	0	1	2	2	1	1
Youth 14 - 18	4	5	9	4	4	1	2	3
Total Ancillary	239	127	215	239	172	203	156	187
Total Event	698	379	453	480	418	482	448	495

NRHA European Futurity Entries



	2018	2017	2016	2015	2014	2013	2012	2011	2010	2009
Level 4 Open	55	63	59	64	58	55	78	88	80	68
Level 3 Open	56	52	51	45	41	35	36	72	72	59
Level 2 Open	59	55	43	39	39	45	59	75	72	73
Level 1 Open	0	17	18	16	25	21	28	63	63	58
Level 4 Non Pro	34	36	40	40	33	25	46	45	48	44
Level 3 Intermediate Non Pro	36	24	40	32	21	20	33	43	43	37
Level 2 Limited Non Pro	40	21	39	34	22	25	41	47	45	35
Level 1 Non Pro	28	13	25	18	11	16	22	44	45	32
Total Futurity	308	281	315	288	250	242	343	477	468	406
Open	11	14	14	17	39	14	22	14	29	34
Intermediate Open	14	17	17	18	21	23	22	26	24	31
Limited Open	16	10	10	15	24	15	36	27	26	34
Non Pro	13	29	27	33	30	20	31	29	31	36
Intermediate Non Pro	14	22	27	28	42	24	31	45	36	41
Limited Non Pro	22	33	33	46	42	32	43	52	53	45
Novice Horse Open Level 2	0	0		82	89	74	68	55	61	35
Novice Horse Non Pro Level 2	0	0		44	37	37	45	37	46	29
Rookie	7	15	15	21	16	15	36	30	31	14
Youth 13 & Under	2	0	0	1	3	0	9	4	3	0
Youth 14 - 18	3	8	8	6	3	9	7	13	8	3
Open 5 & up	0	0	21	25	31	13				
Non Pro 5 & up	0	0	34	35	35	20				
Total Ancillary	102	148	206	371	412	296	350	332	348	302
Total Event	410	429	521	659	662	538	693	809	816	708

NRHA European Derby Purse

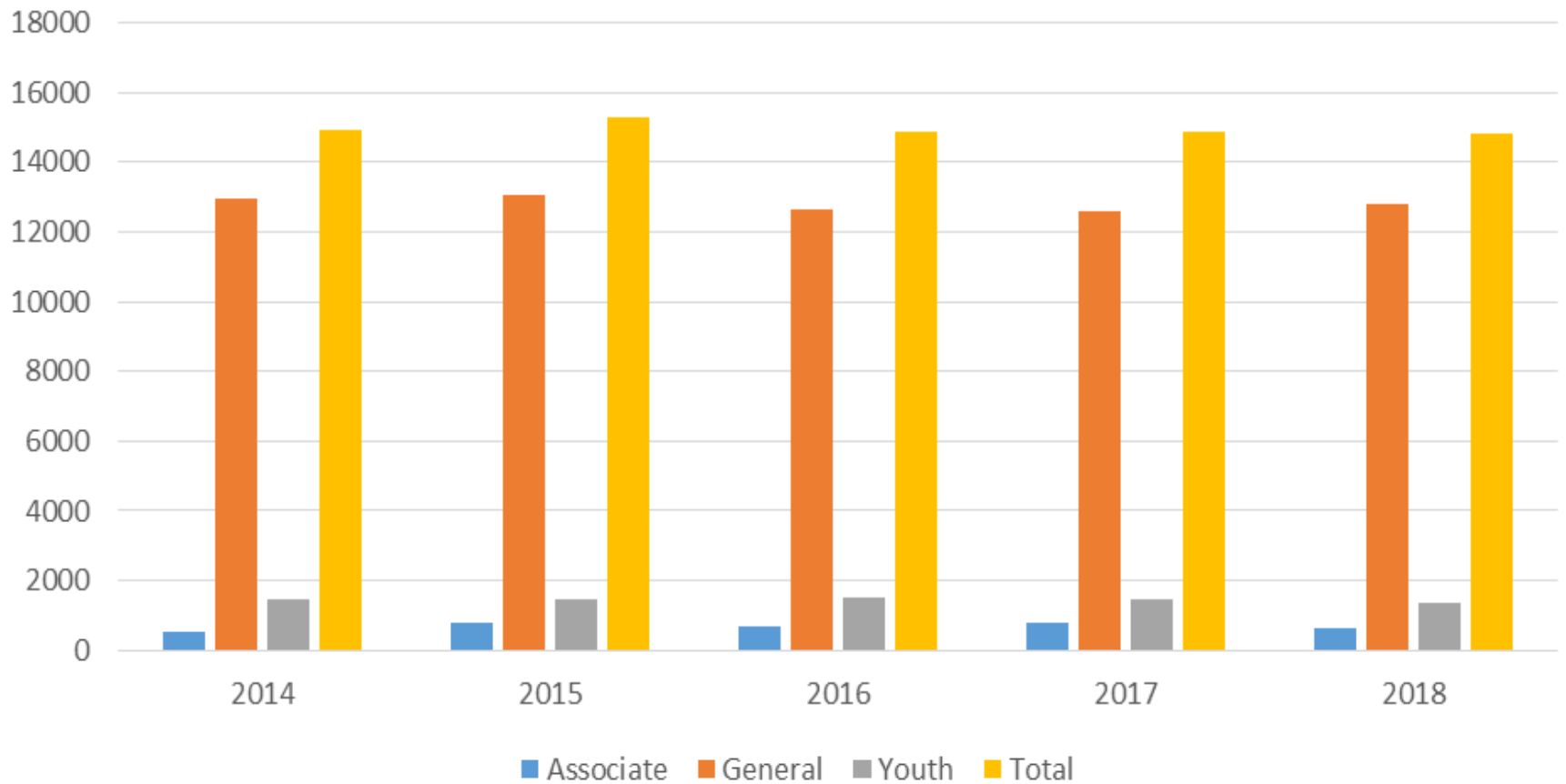
	2013	2014	2015	2016	2017	2018
Nomination	€ 60,819.00	€ 95,134.40	€ 115,124.88	€ 153,314.36	€ 134,170.40	\$145,933.54
Added Money	€ 100,245.70	€ 113,837.36	€ 126,831.17	€ 151,654.33	0	\$187,663.58
Level 1 Open	€ 4,257.33	€ 6,659.41	€ 8,058.74	€ 10,732.00	N/A	\$11,595.92
Level 2 Open	€ 8,514.66	€ 13,318.82	€ 16,117.48	€ 21,464.01	N/A	\$23,256.69
Level 3 Open	€ 21,000.00	€ 23,307.93	€ 28,205.60	€ 37,562.02	N/A	\$40,585.71
Level 4 Open	€ 37,000.00	€ 37,000.00	€ 37,000.00	€ 37,000.00	€ 93,919.28	\$56,665.67
Level 1 Non Pro	€ 1,824.57	€ 2,854.03	€ 3,453.75	€ 4,599.43	N/A	\$4,969.67
Level 2 Non Pro	€ 3,649.14	€ 5,708.06	€ 6,907.49	€ 9,198.86	N/A	\$9,939.36
Level 3 Non Pro	€ 9,000.00	€ 9,989.11	€ 12,088.11	€ 16,098.01	N/A	\$17,393.87
Level 4 Non Pro	€ 15,000.00	€ 15,000.00	€ 15,000.00	€ 15,000.00	€ 40,251.12	\$23,256.69



NRHA Five Year Statistics OVERVIEW

3021 West Reno Avenue | Oklahoma City, Oklahoma 73107 | (405) 946-7400 | nrha.com | f:(405) 946-8425

NRHA Membership Types and Totals

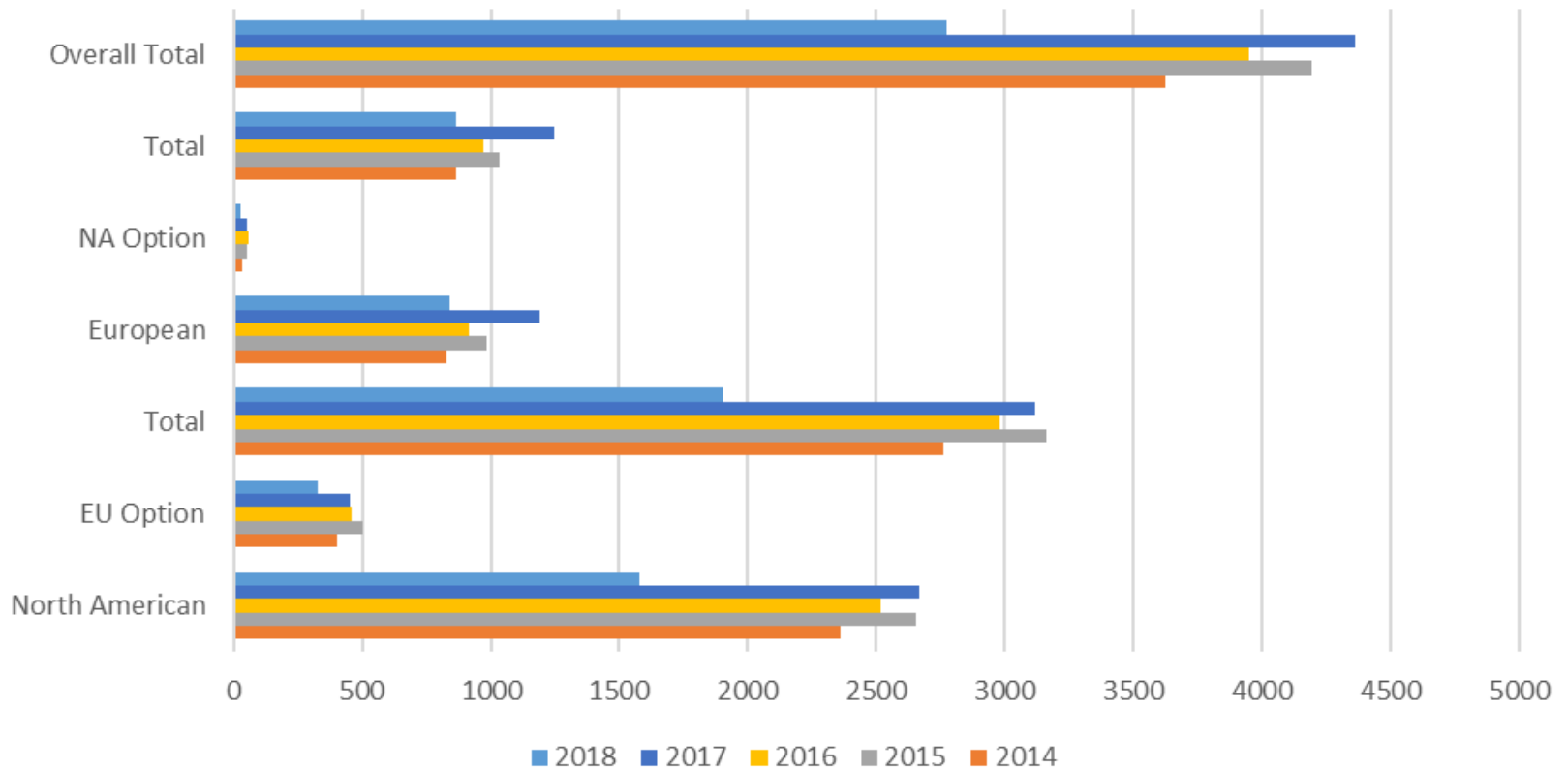


NRHA Competition Licenses



Year	New	Transfer	Total
2013	4013	3365	7378
2014	3924	3464	7388
2015	3793	3460	7253
2016	8175	3700	11875
2017	9487	3676	13163
2018	6902	3658	10560

NRHA Nominations



	North American	EU Option	Total	European	NA Option	Total	Overall Total
2014	2362	400	2762	830	33	863	3625
2015	2656	503	3159	987	50	1037	4196
2016	2520	458	2978	913	57	970	3948
2017	2665	453	3118	1193	53	1246	4364
2018	1579	326	1905	841	27	868	2773