



Pattern:

RANCH RIDING:

VRP1 - Novice Youth - #1
NRP1 - Novice Amateur - #1
YRP1 - Youth 18 & Under - #4
XRP1 - Youth SPB 18 & Under - #4
ARP1 - Amateur All Ages - #4
ABRP - Amateur SPB All Ages - #4
RHP1 - Open All Ages - #2
BRP1 - Open SPB All Ages - #2
RRIO - Rasseoffen Open - #2
PJPI - Paint Horse Jackpot - 5

WESTERN RIDING:

GWR- Green All Ages - #2
BGWR - SPB Green All Ages #2
WR1 - Open All Ages - #4
BWR1 - Open SPB All Ages - #4
RWRO - Rasseoffen - #4

REINING:

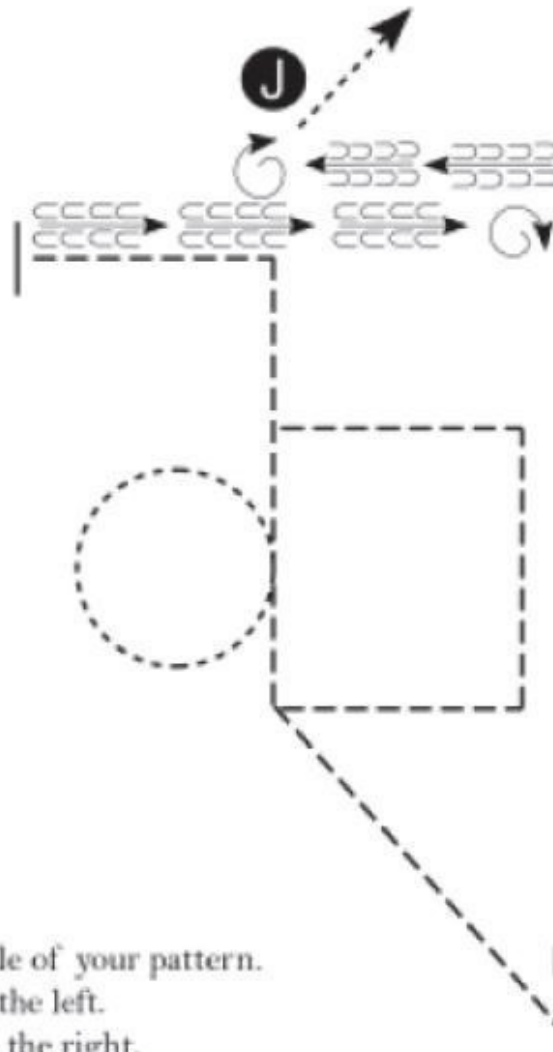
VR1 - Novice Youth - #14
NR1 - Novice Amateur - #14
YR1 - Youth 18 & Under - #4
XR1 - Youth SPB 18 & Under - #4
RRNO - Rasseoffen Open - #4
Ar1 - Amateur All Ages - #7
ABRG - Amateur SPB All Ages - #7
RNG1 - Open All Ages - #7
BRG1 - Open SPB All Ages - #7
PJPR - Paint Horse Jackpot - #5

RANCH HORSE PLEASURE:

**STOCK HORSE OF TEXAS
RHP PATTERN II**

- Ordinary Walk - 30 feet
 - Lope - 150 feet
- Extended Lope - 200 feet
 - Trot - 120 feet
 - Stop and Reverse
- Extended Walk - 75 feet
 - Trot - 90 feet
- Extended Trot - 240 feet
 - Lope - 150 feet
 - Stop and Back

PJPS Paint Horse Jackpot Showmanship



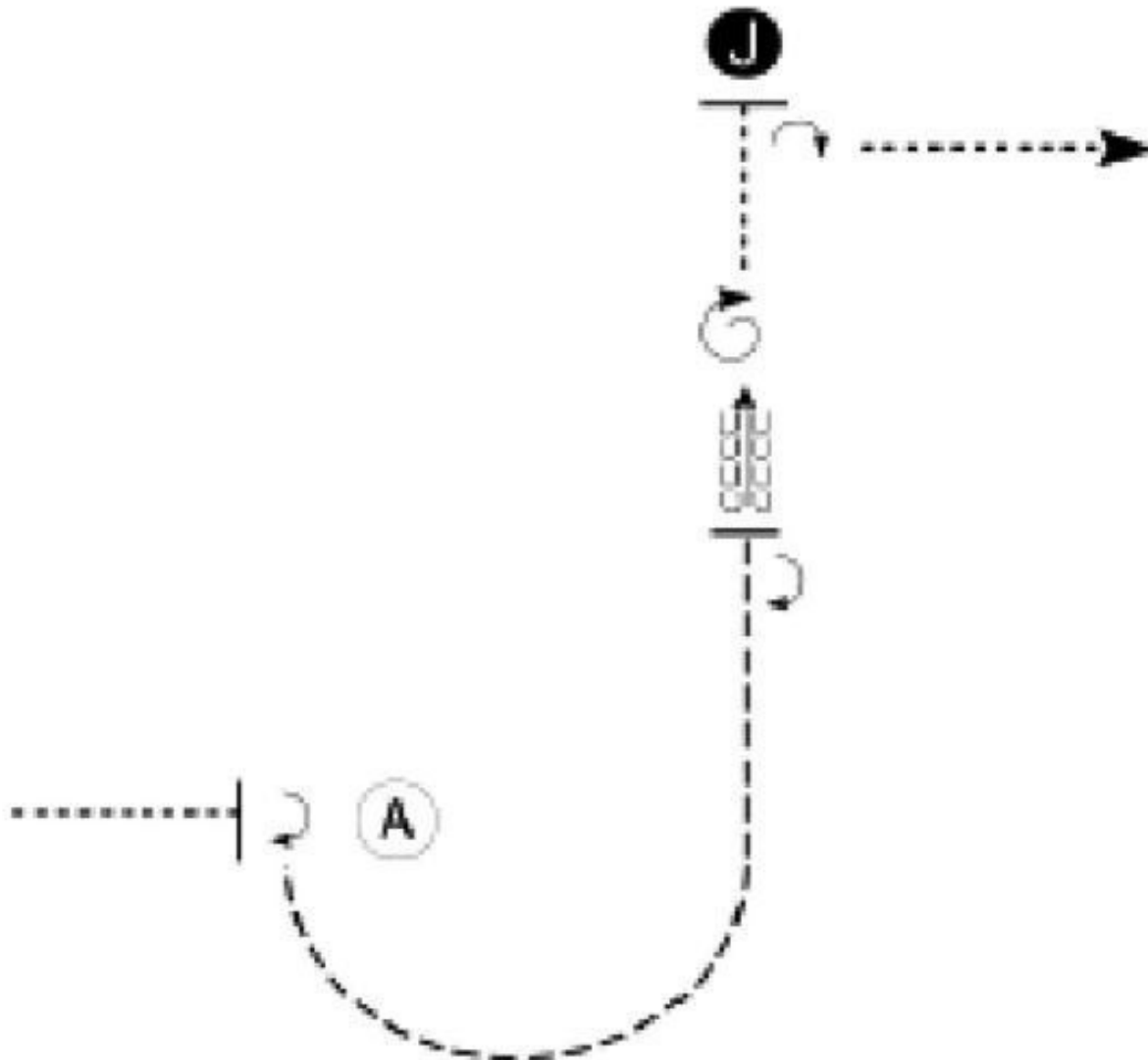
Be ready at A.

1. Trot to the middle of your pattern.
2. Walk a circle to the left.
3. Trot a square to the right.
4. Continue to trot towards the Judge.
5. Make a corner as you approach the Judge and trot at least two horse lengths past the Judge.
6. Back past the Judge.
7. Perform a 1 1/2 turn.
8. Back to the Judge.
9. Perform a 1 3/4 turn and set up for inspection.
10. When dismissed, exit at a walk.

Walk	-----
Trot	—————
Back	←——— ←———
Marker	ⓑ
Judge	●

Trot back to the warmup area

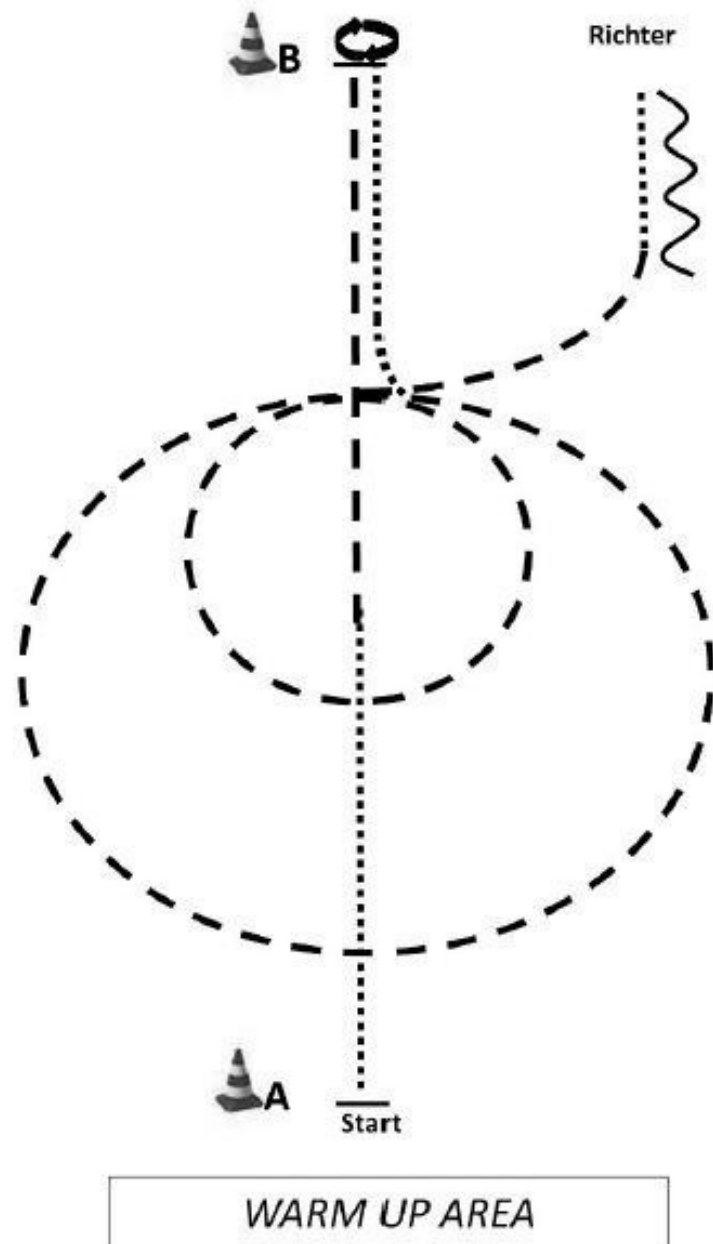
XSH1 APHA Youth SPB Showmanship 18 & under
YSH1 APHA Youth Showmanship 18 & under



Be ready before and facing A.

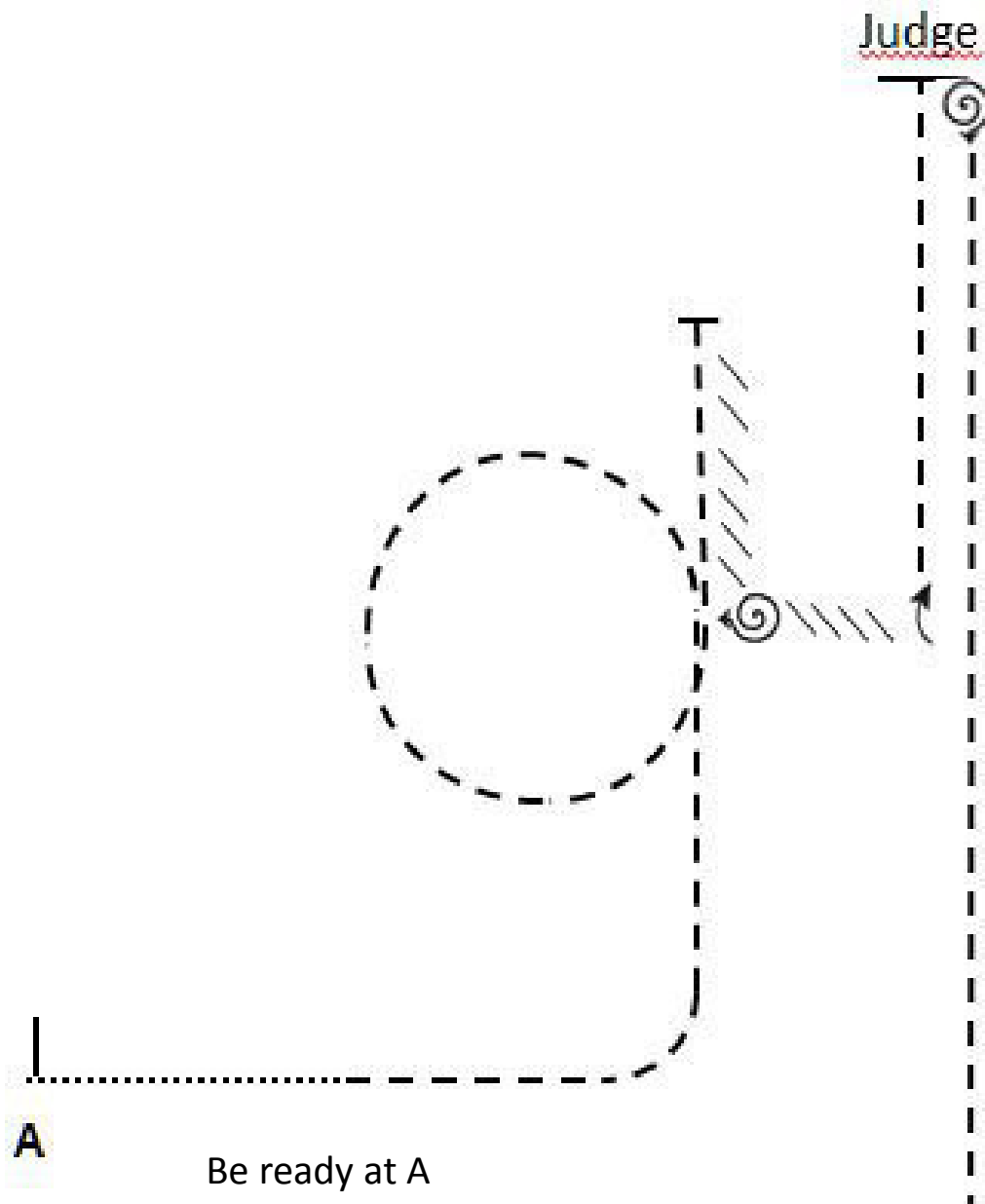
1. Walk to A.
2. Stop and perform a 1/4 turn.
3. Trot in a half circle and halfway to Judge.
4. Stop and perform a 1/2 turn.
5. Back approximately one horse length.
6. Perform a 1 1/2 turn.
7. Walk to judge and set up for inspection.
8. When dismissed, perform a 1/4 turn and walk straight away from Judge.

VSH1 APHA Novice Youth Showmanship 18 & under
NSH1 APHA Novice Amateur Showmanship all ages



1. Be ready at A. Walk halfway to B, jog to B, stop.
 2. perform $\frac{1}{2}$ turn, walk
 3. jog small circle (right), jog big circle, jog and walk to judge
 4. set up for inspection
 5. back
- walk or jog to warm up area

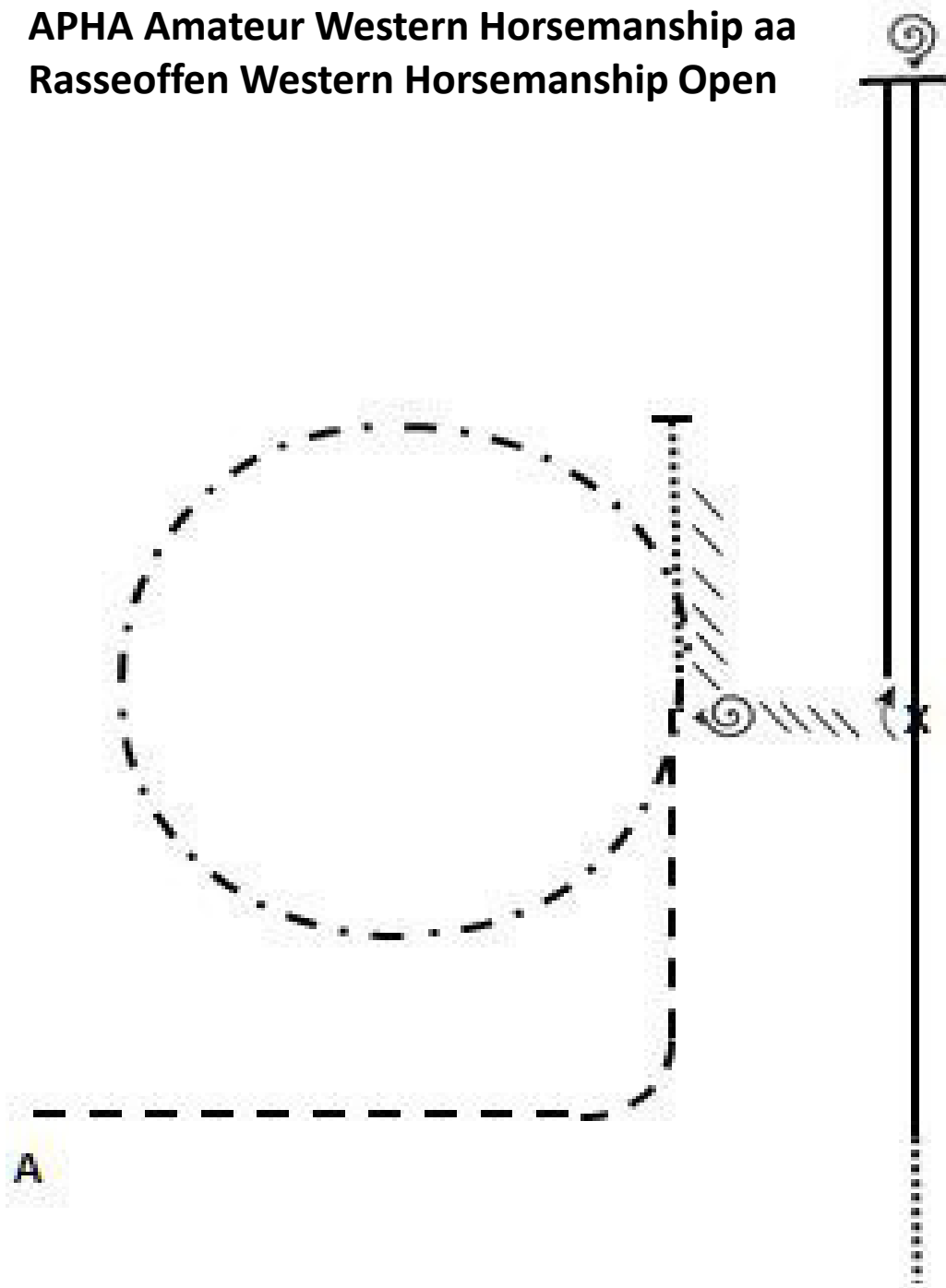
ABSH APHA Amateur SPB Showmanship at Halter
ASH1 APHA Amateur Showmanship at Halter
ROSO Rasseoffen Showmanship at Halter Open



Be ready at A

1. Walk, trot corner and circle, stop
2. Back, 1 $\frac{3}{4}$ turn, back, $\frac{1}{4}$ turn
3. Trot, stop
4. Set up for inspection
5. 1 $\frac{1}{2}$ turn, trot to warm up area

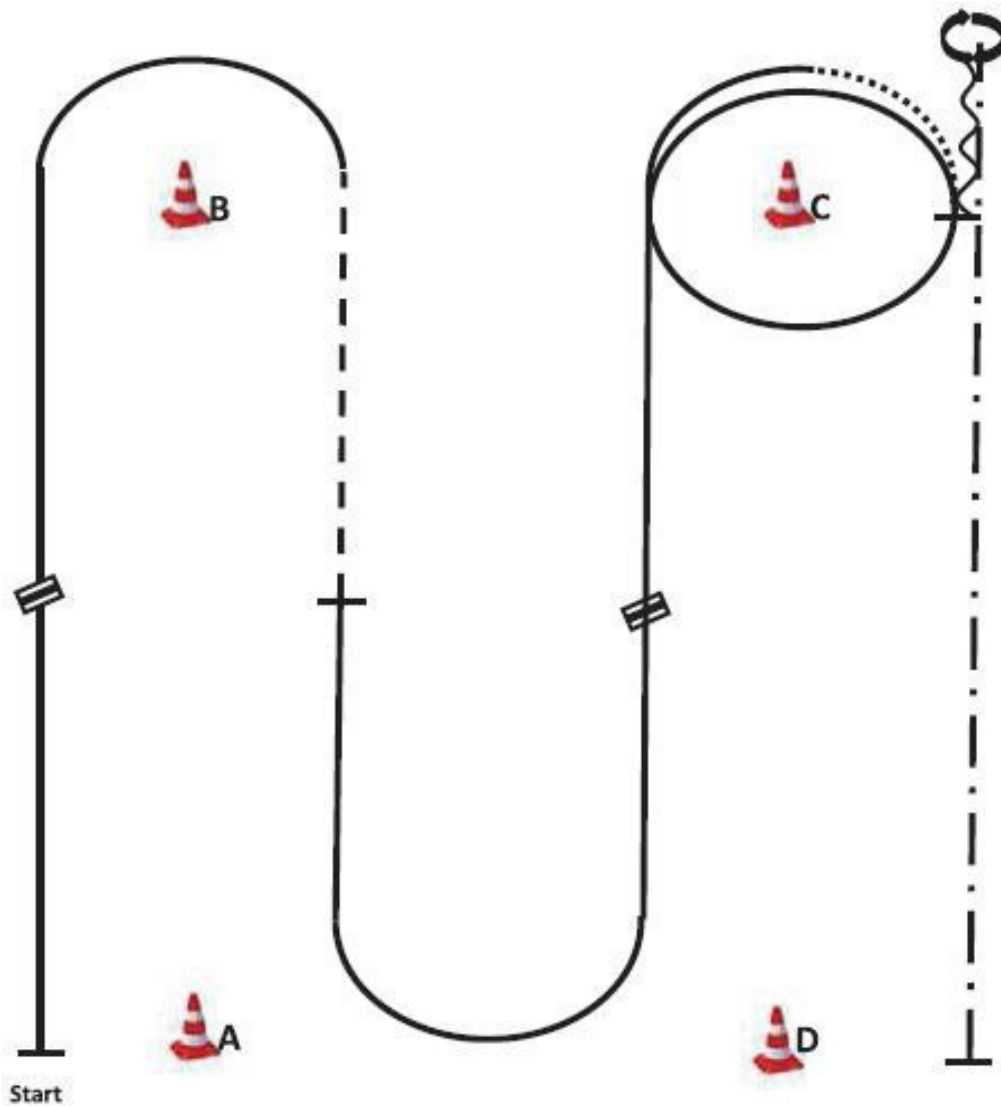
ABHM **APHA Amateur SPB Western Horsemanship**
AH1 **APHA Amateur Western Horsemanship aa**
RWHO **Rasseoffen Western Horsemanship Open**



Be ready at A

- | | |
|----------------------------------|---|
| 1. Jog, straight line and corner | 5. Back up, ¼ turn right |
| 2. Extended trot circle | 6. Lope right lead, stop |
| 3. Walk, back up | 7. 1 ½ turn left |
| 4. 1 ¾ turn right | 8. Lope left lead, lead change,
Walk to the warm up area |

PJPM Paint Horse Jackpot Western Horsemanship



1. Be ready at A, lope right lead, lead change, lope left lead.
2. Jog, stop.
3. Lope left lead, lead change, lope right lead
4. Lope right lead around C.

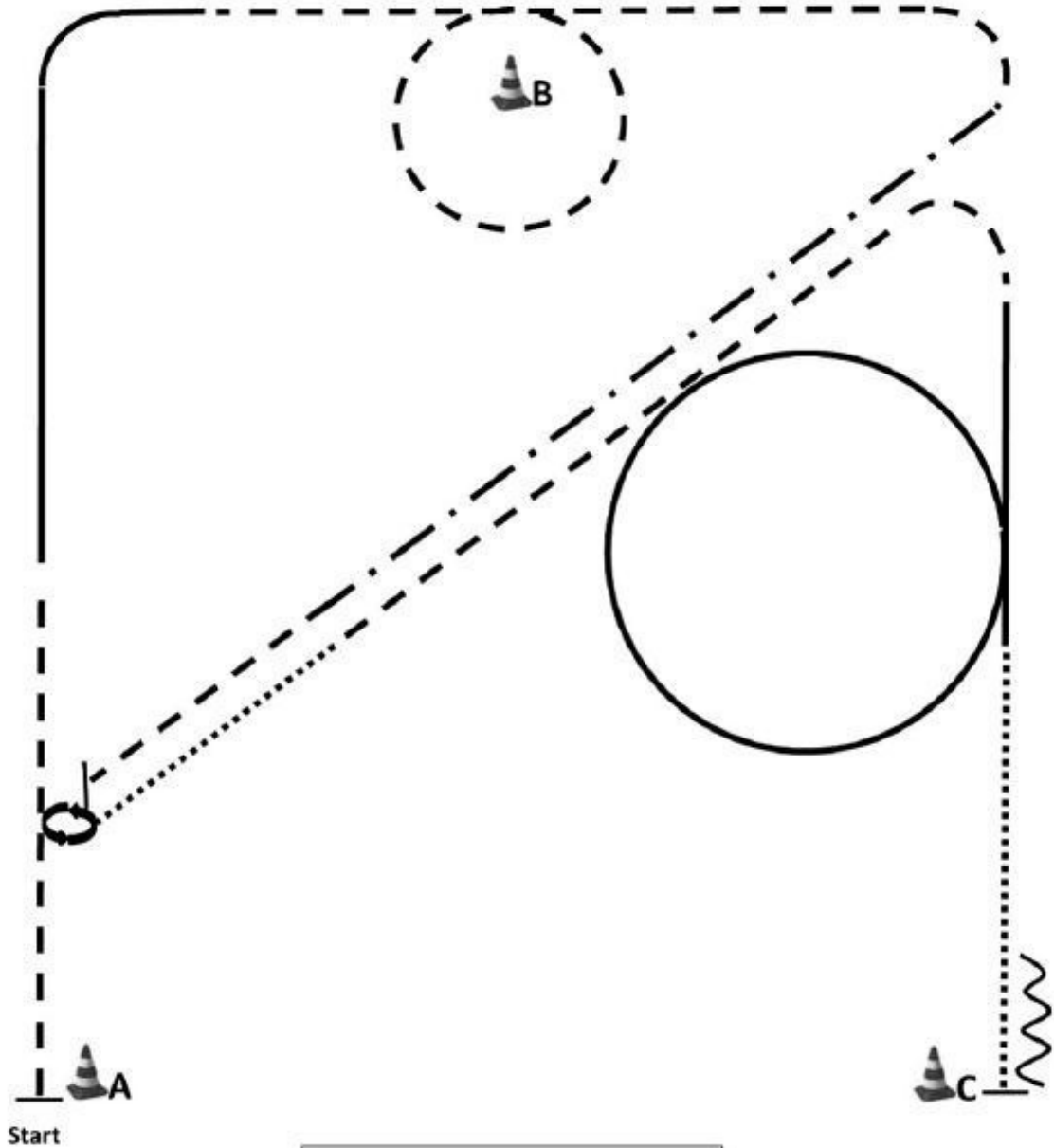
5. Walk, stop.
6. Back one horse length.
7. 360° turn (opt. r/l).
8. Ext. Jog to D, stop.

Walk to warm up area.

	Back
	Lope
	ext. Lope
	Jog
	Ext. Jog
	Walk
	Lead change flying/simple

XH1
YH1

APHA Youth SPB Western Horsemanship 18 & under
APHA Youth SPB Western Horsemanship 18 & under



Start

WARM UP AREA

1. Be ready at A, Jog, Lope right lead
2. Jog, Jog very small circle
3. Ext. Jog, Jog, stop.
4. 180° turn (opt. r/l).

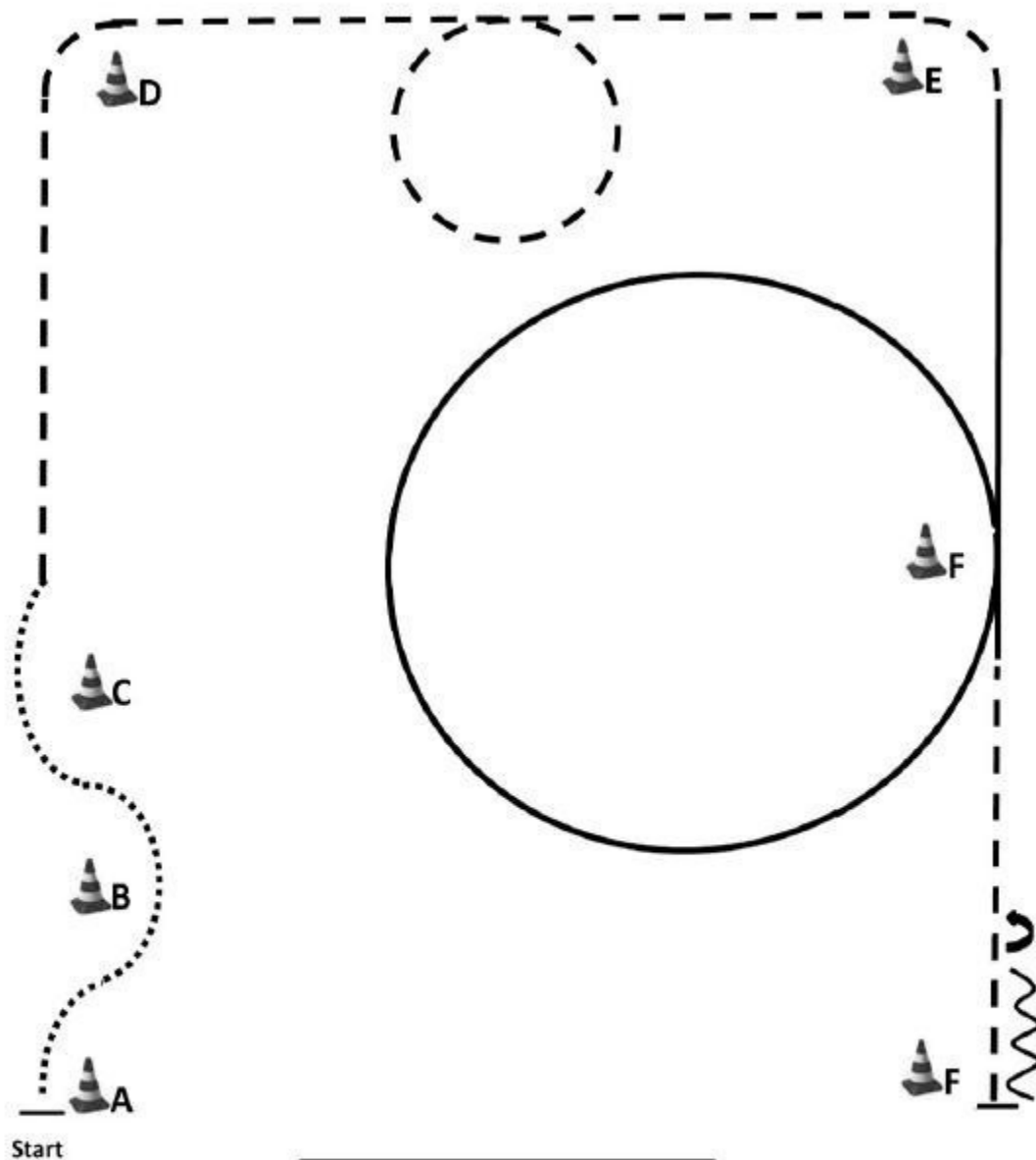
5. Walk, Jog.
6. Lope right lead, Lope circle.
7. Walk, stop.
8. Back

Walk to warm up area.

	Back
	Lope
	ext. Lope
	Jog
	Ext. Jog
	Walk
	Lead change flying/simple

VH1
NH1

APHA Novice Youth Western Horsemanship 18 & unter
APHA Novice Amateur Western Horsemanship aa

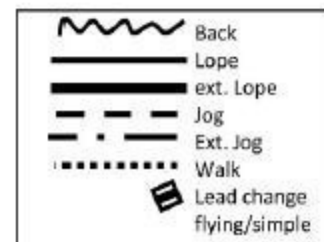


WARM UP AREA

1. Be ready at A, Walk Slalom
2. Jog, Jog very small circle
3. Lope right lead, Lope circle.
4. Jog, stop

5. Back
6. 180° turn (opt. r/l).

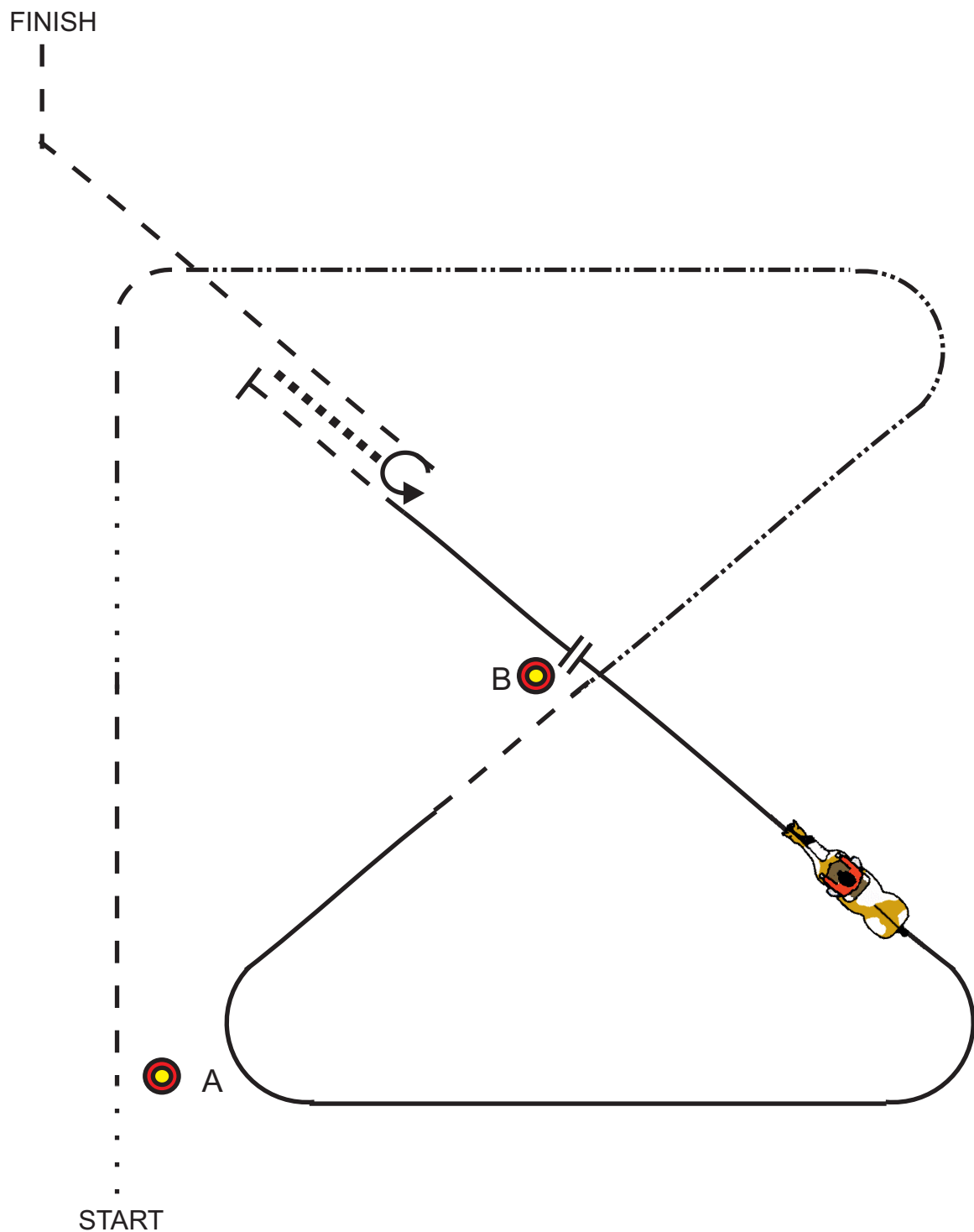
Walk to warm up area.



HUNT SEAT EQUITATION

AH1 - Amateur

ABHS - Amateur SPB

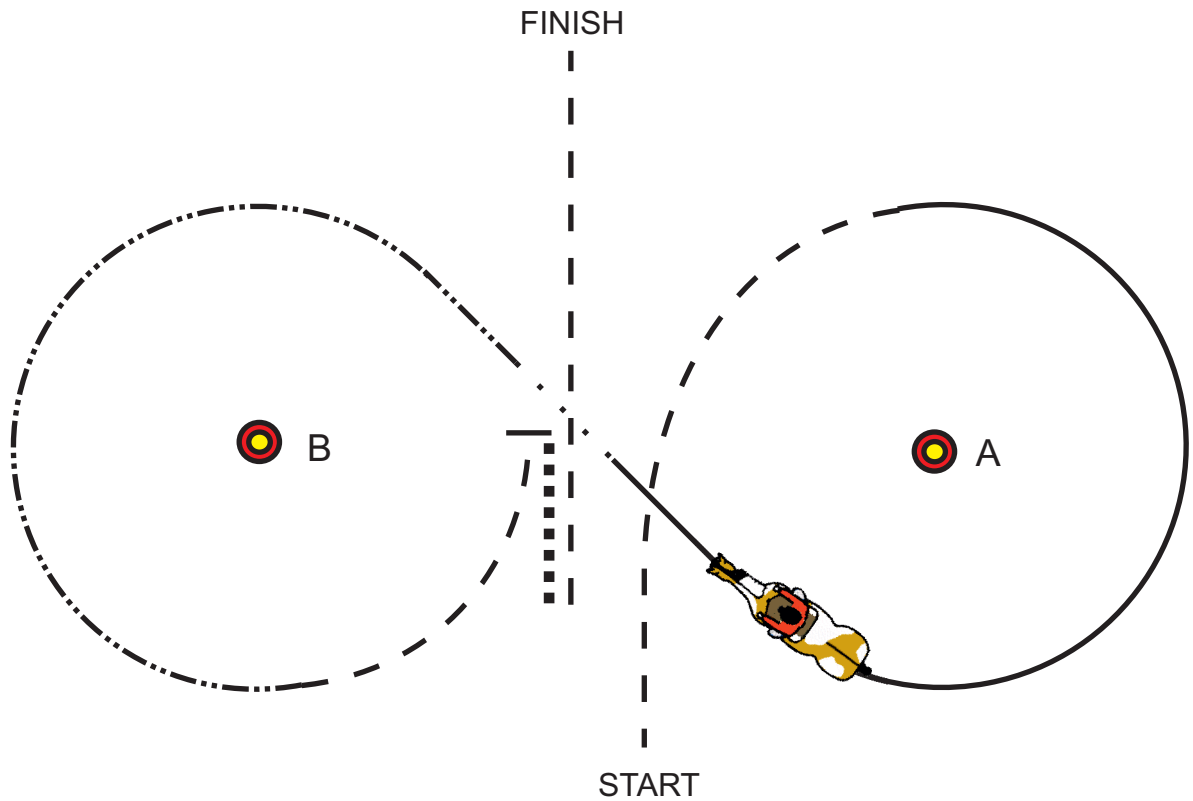


1. Walk to A
2. At A pick up a posting trot left diagonal
3. When even with B walk 2 horse lengths
4. Pick up a posting trot right diagonal
5. At corner hand gallop (right lead) around to B
6. At B pick up a posting trot right diagonal 2 horse lengths
7. Pick up a left lead canter around to B
8. At B change leads (flying or simple)
9. Break to a sitting trot, 2 horse lengths
10. Stop and back a horse length
11. Execute a 360 degree turn to the left on the forehand
12. Sitting trot to exit

HUNT SEAT EQUITATION

YEE1 - Youth

XEE1 - Youth SPB

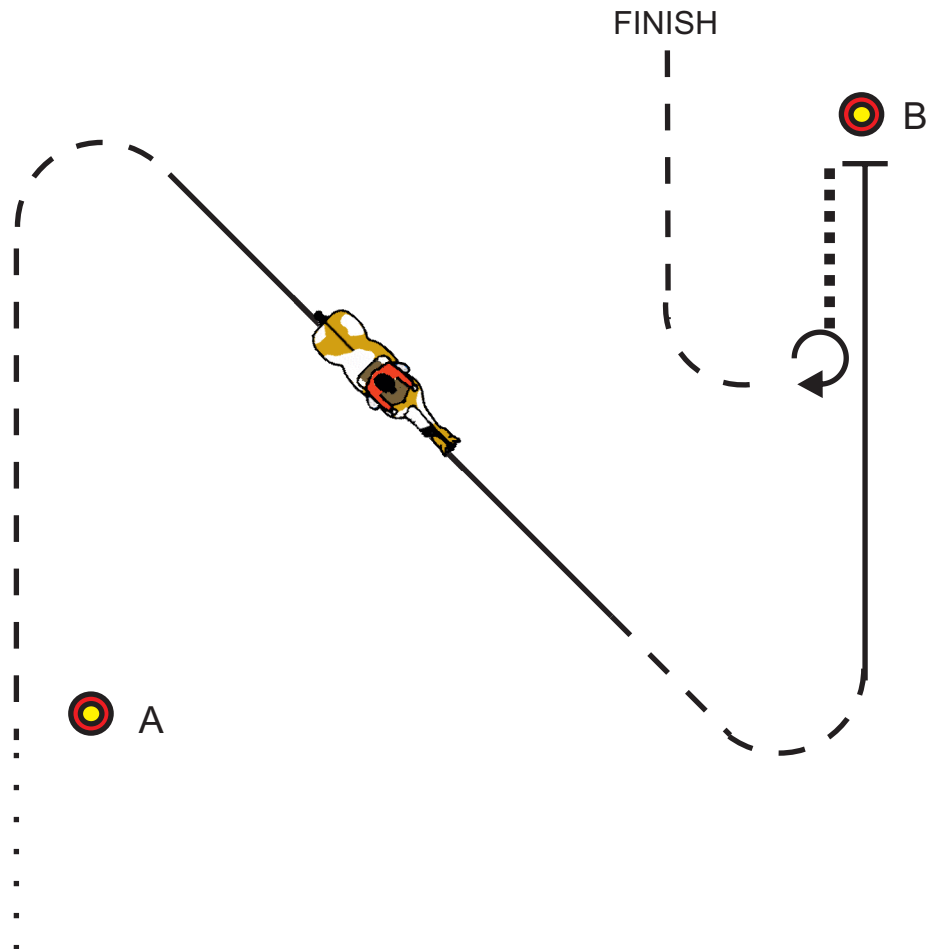


1. Start at center between cones
2. Pick up a posting trot left diagonal
3. Canter right lead around A
4. Between A & B break to a walk
5. Pick up a left lead hand gallop around B
6. When even with B break to a sitting trot
7. Between cones stop and back a horse length
8. Exit at a posting trot right diagonal.

HUNT SEAT EQUITATION

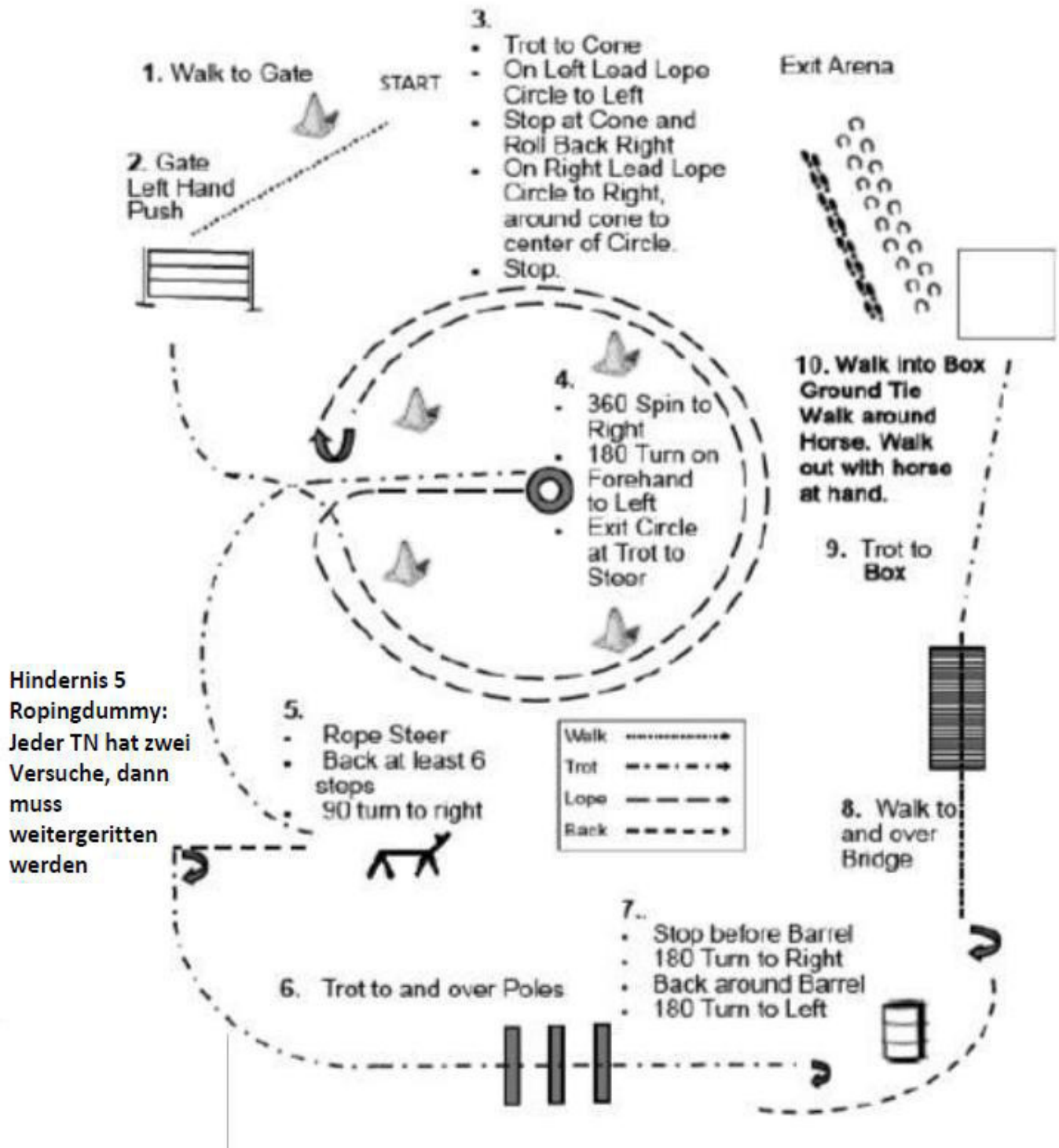
VEE1 - Novice Youth

NH1 - Novice Amateur

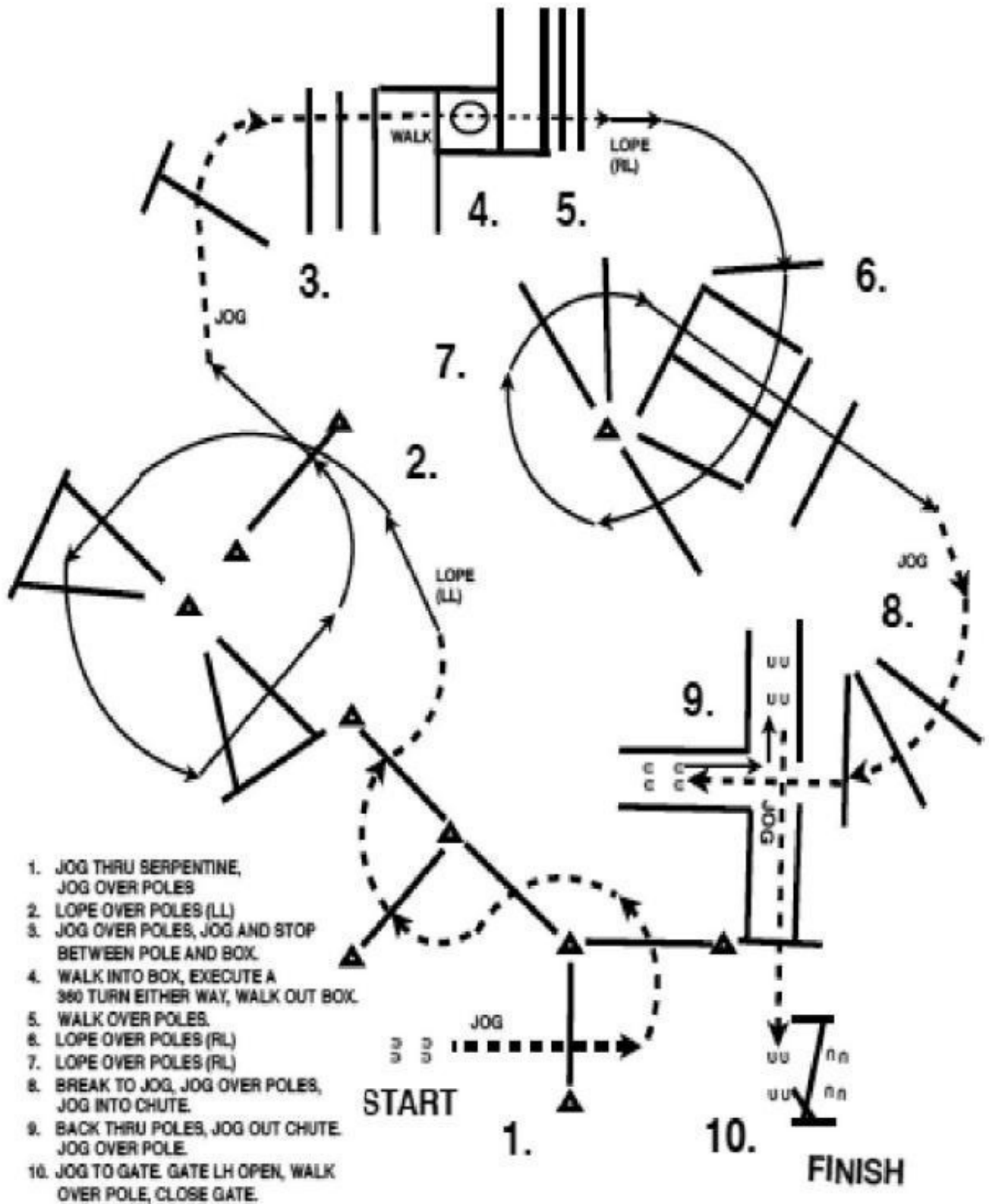


1. Walk two horse lengths to A
2. Pick up a posting trot left diagonal
3. Halfway to corner, sitting trot to and around corner.
4. Pick up a right lead canter across center
5. Break to a posting trot right diagonal around corner
6. Pick up a left lead canter to B
7. Stop and back a horse length
8. Execute a 270 degree to the right on the haunches.
9. Posting trot left diagonal to exit

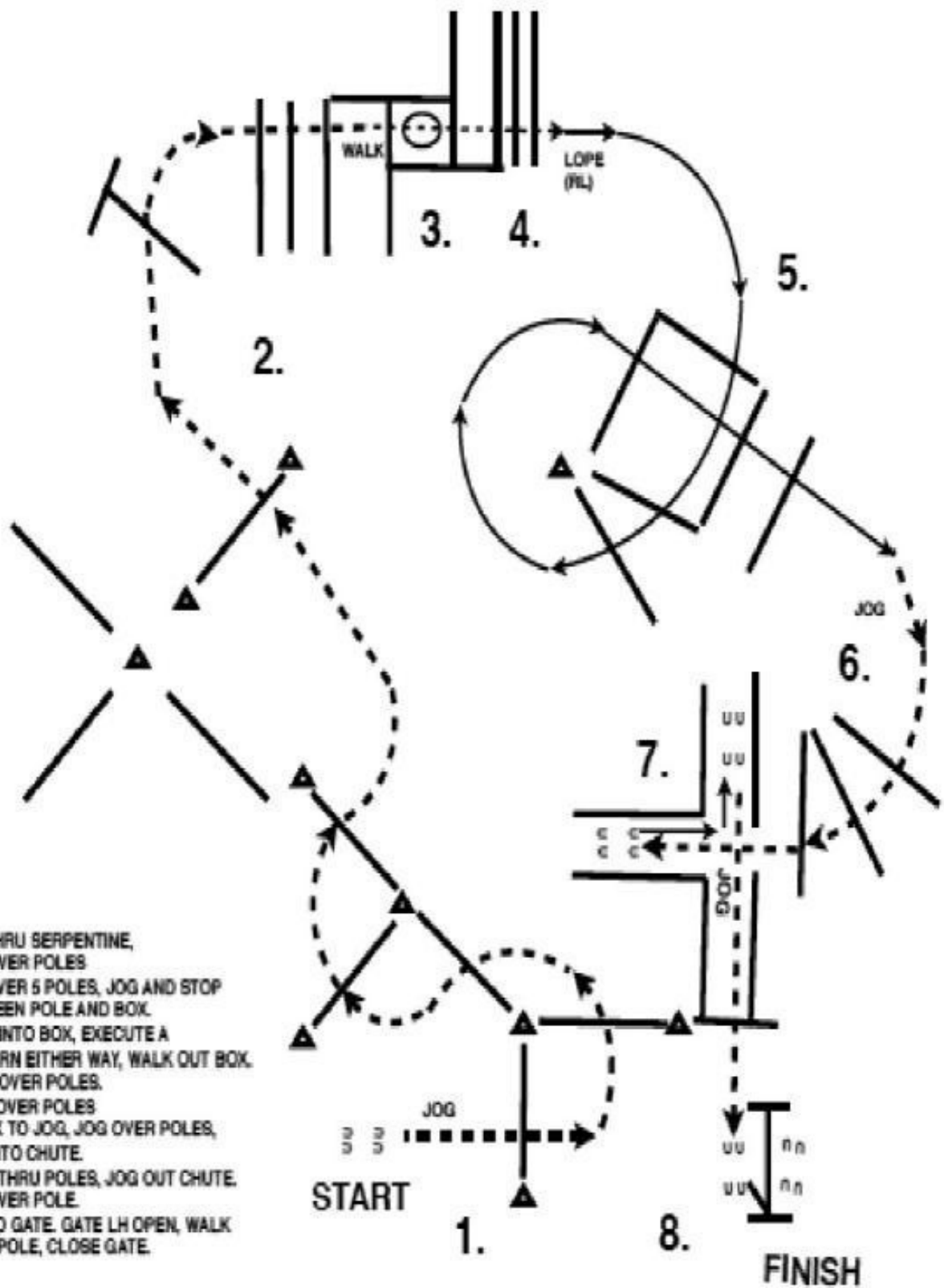
Ranch Trail



PJPT Paint Horse Jackpot Trail



AT1 Amateur Trail All Ages
ABT Amateur SPB Trail All Ages
RTRO Rasseoffen Trail Open

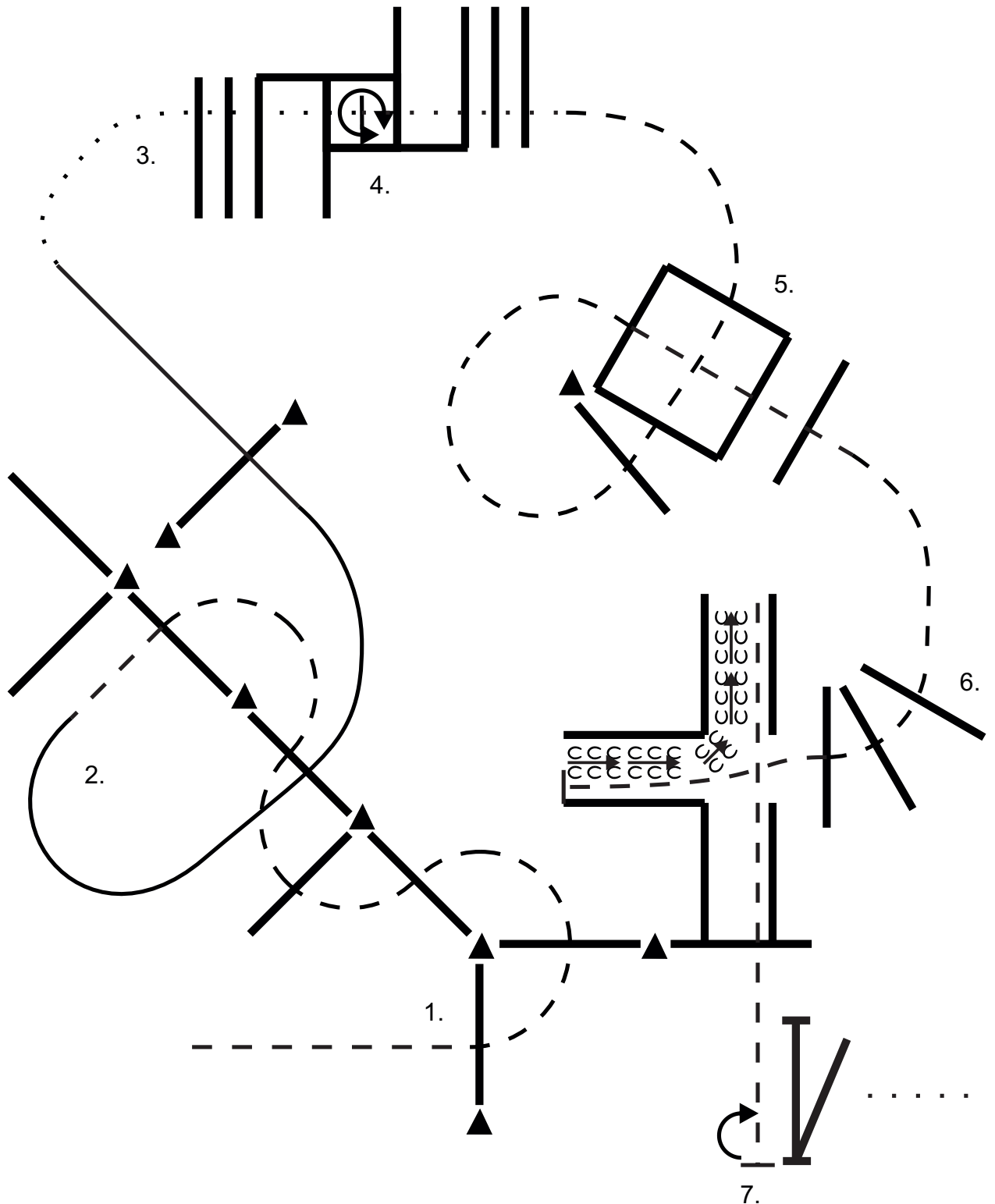


1. JOG THRU SERPENTINE, JOG OVER POLES
2. JOG OVER 5 POLES, JOG AND STOP BETWEEN POLE AND BOX.
3. WALK INTO BOX, EXECUTE A 360 TURN EITHER WAY, WALK OUT BOX.
4. WALK OVER POLES.
5. LOPE OVER POLES
6. BREAK TO JOG, JOG OVER POLES, JOG INTO CHUTE.
7. BACK THRU POLES, JOG OUT CHUTE, JOG OVER POLE.
8. JOG TO GATE, GATE LH OPEN, WALK OVER POLE, CLOSE GATE.

TRAIL

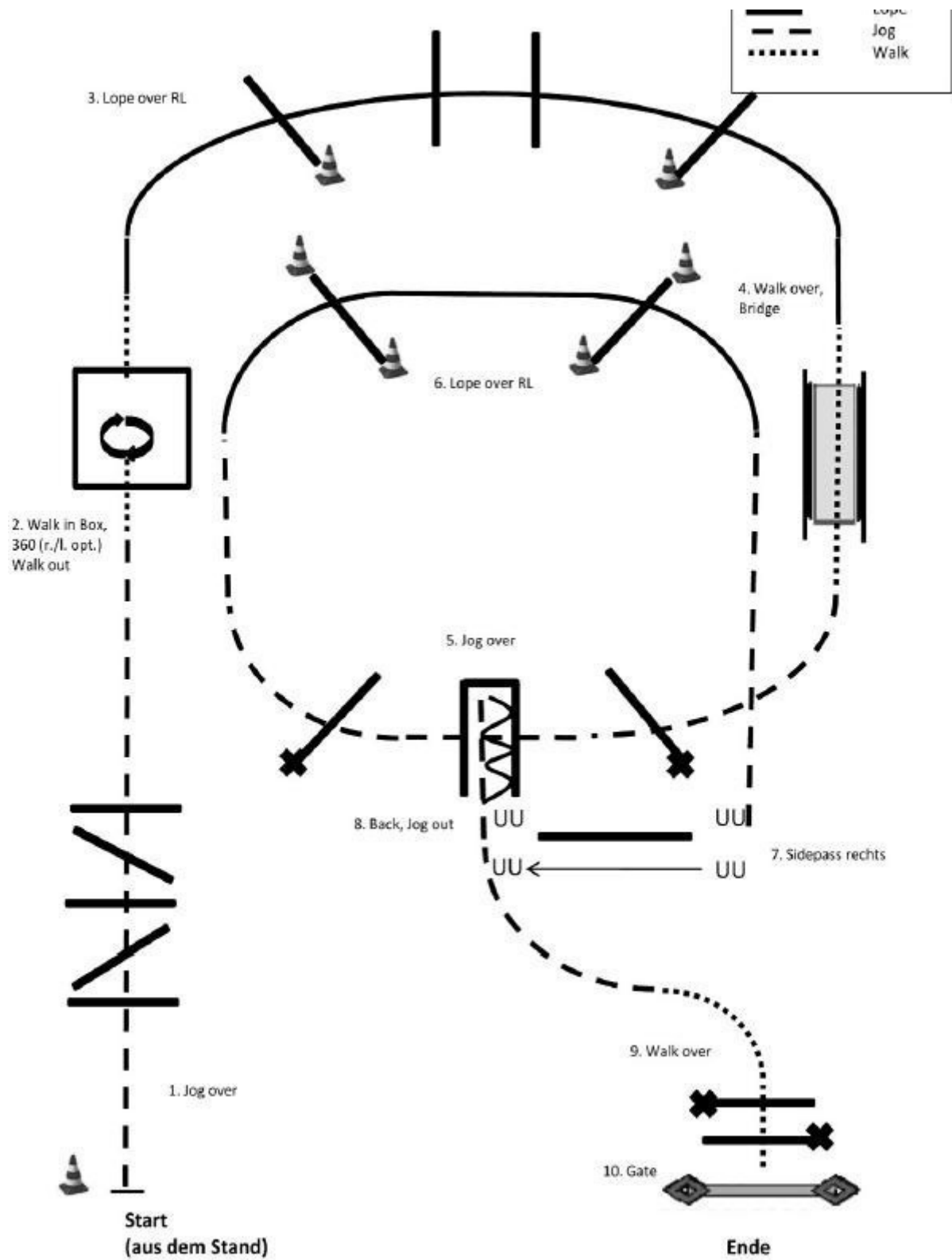
YT1 - Youth
TRL2 - Junior

XT1 - Youth SPB
BT2 - Junior SPB

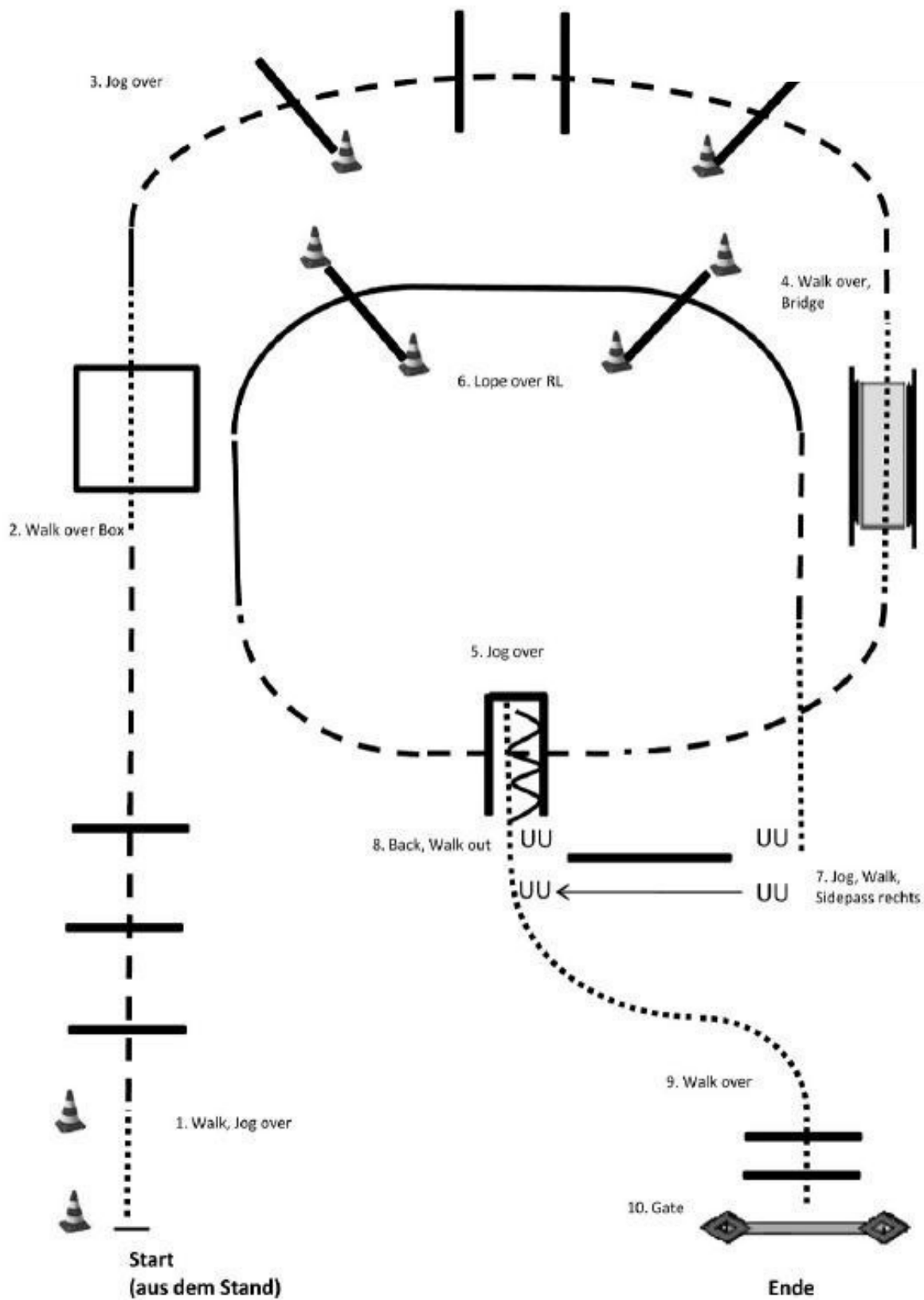


1. Jog Slalom over logs
2. Lope Left Lead over logs
3. Walk over logs into box. Stop.
4. Turn 360° left and 360° right, either way first. Walk out over logs
5. Jog over box and logs.
6. Jog over logs into chute and stop. Back up around corner and jog out.
7. Stop at gate, turn 180° to the right on the hindquarters, work gate right hand.

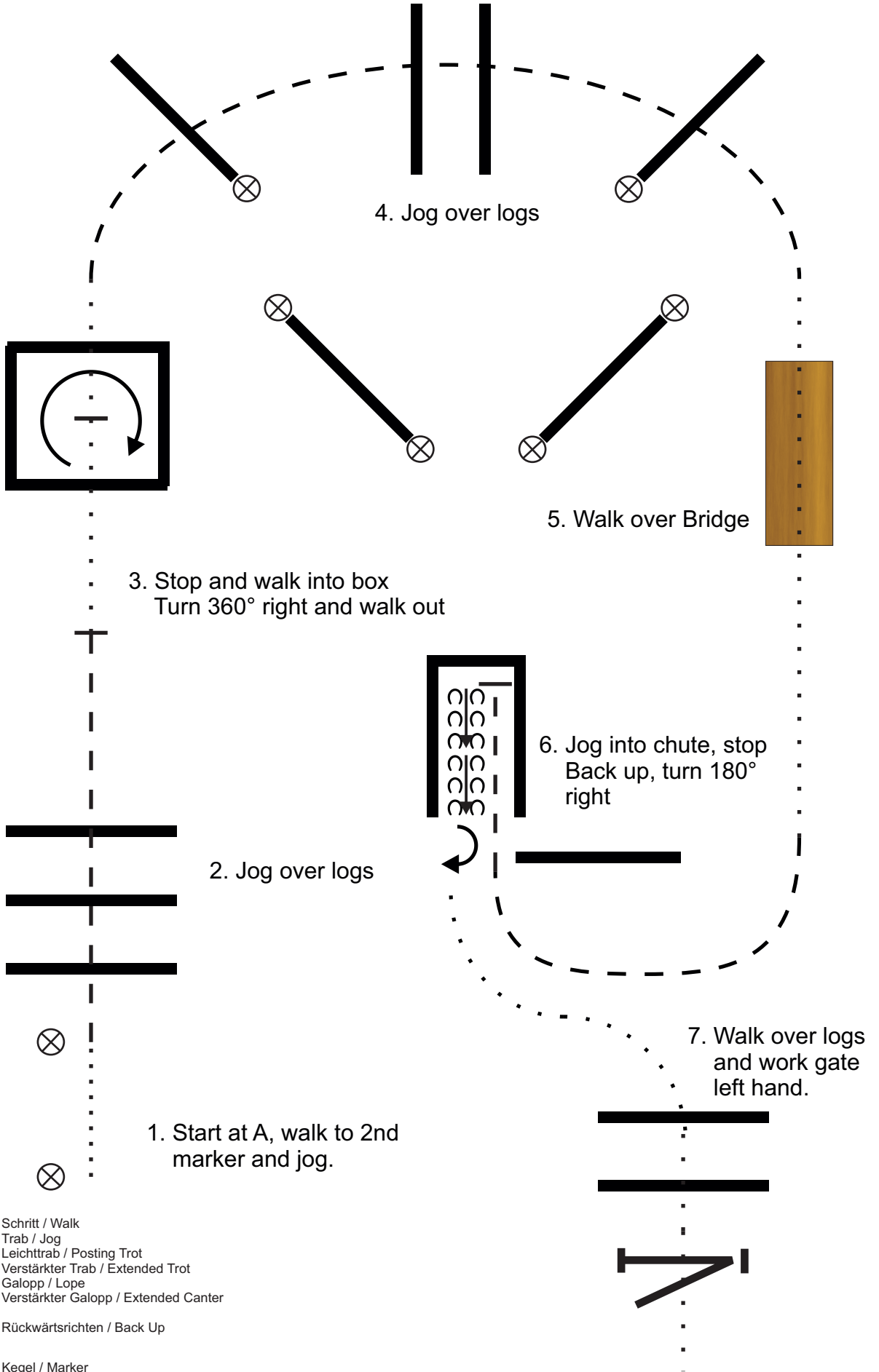
BT3 APHA SpB Senior Trail / TRL3 APHA Senior Trail



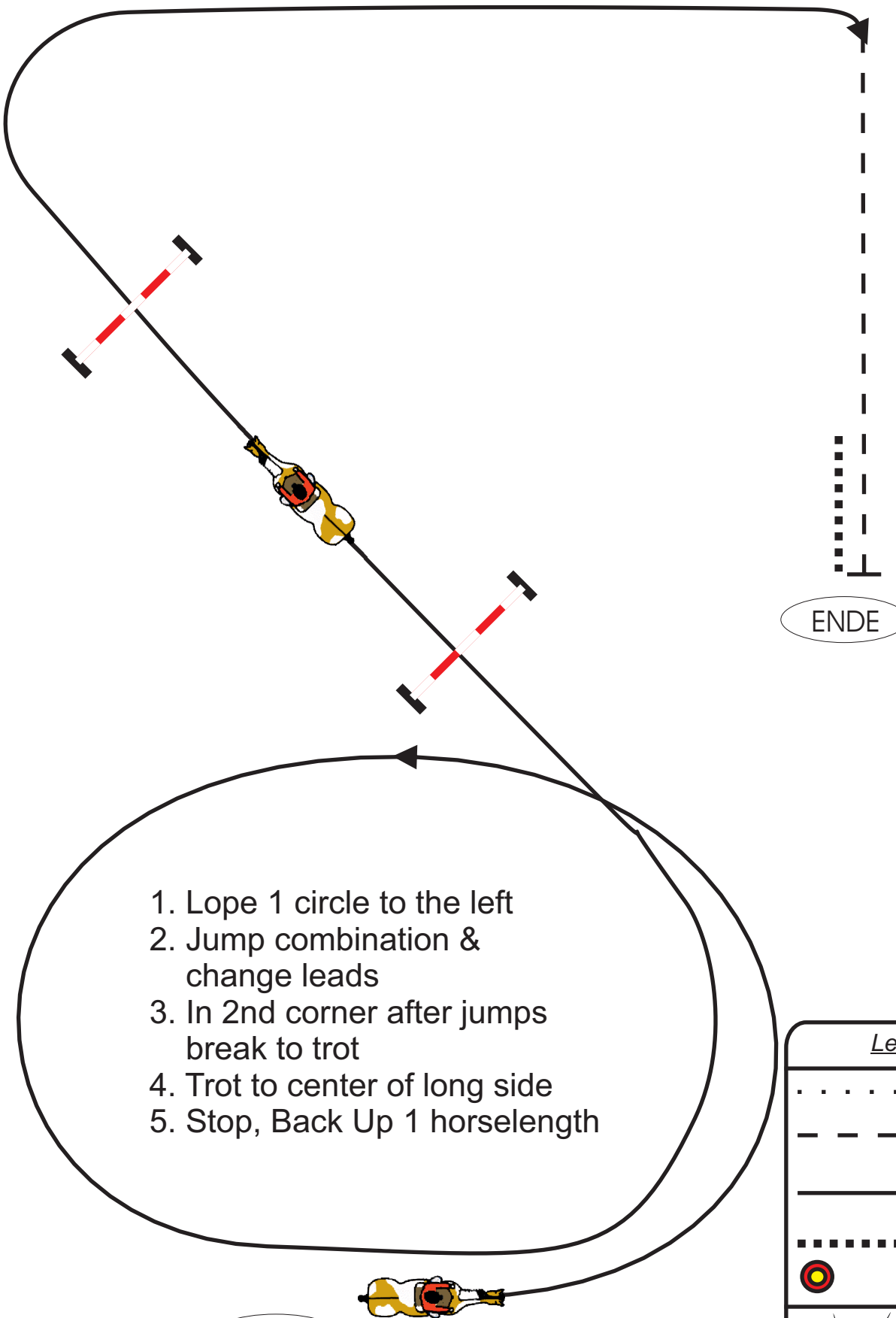
GTR APHA Green Trail all ages / BGTR APHA SPB Green Trail
 VT1 APHA Novice Youth 18&under / NT1 APHA Novice Amateur



TRAIL
 All Trail In Hand
 Lead Line Trail



- Schritt / Walk
- Trab / Jog
- Leichttrab / Posting Trot
- Verstärkter Trab / Extended Trot
- Galopp / Lope
- Verstärkter Galopp / Extended Canter
- Rückwärtsrichten / Back Up
- Kegel / Marker
- Tor / Gate



1. Lope 1 circle to the left
2. Jump combination & change leads
3. In 2nd corner after jumps break to trot
4. Trot to center of long side
5. Stop, Back Up 1 horselength

ENDE

START

Legend

.....	Walk
- - - - -	Jog Trot
—————	Lope Canter
.....	Back Up
●	Marker

